

大腸直腸癌診療指引

一、參與討論同仁

主席	張東晟主任	
附設醫院	郭立人主任 (大腸直腸外科)	曾慧恩主任 (血液腫瘤科)
	黃姚儒醫師 (放射腫瘤科)	林家伶個管師 (癌症中心)
萬芳醫院	陳建信主任 (大腸直腸外科)	林香蘭個管師 (癌症中心)
	趙興隆主任 (放射腫瘤科)	
雙和醫院	張東晟主任 (大腸直腸外科)	李依霖 個管師 (癌症中心)

二、討論日期：109 年 12 月 16 日

三、校稿人員：張東晟主任、李依霖個管師

110 年版與上一版差異：

109 年 修訂版	110 年 修訂版
<p><u>直腸癌診療指引共識 -2</u></p>	<p><u>直腸癌診療指引共識 -2</u></p> <ol style="list-style-type: none"> 1. 新增 Required 項目 :MMR or MSI testing (Surgery Specimens or Biopsy) 。 2. 刪除 所有 Stage , 保留 T N M 。
<p><u>直腸癌診療指引共識 -3</u></p>	<p><u>直腸癌診療指引共識 -3</u></p> <ol style="list-style-type: none"> 1. 刪除 所有 Stage , 保留 T N M 。 2. (1) 修訂為 pT1,Nx, 手術安全邊距足夠及無任何危險因子 (2) 修訂為化放療 (see REC-3) 3. (1) 修訂為輔助性化放療 (首選) 或單獨化療 *2.3 或觀察 *5 (2) 修訂為輔助性化放療 + 化療或輔助性化療 *2.3 + 化放療 (3) 新增說明 *4 及說明 *5
<p><u>直腸癌診療指引共識 -4</u></p>	<p><u>直腸癌診療指引共識 -4</u></p> <ol style="list-style-type: none"> 1. 刪除 所有 Stage , 保留 T N M 。 2. 新增 經腹切除 ± IORT
<p><u>直腸癌診療指引共識 -5</u></p>	<p><u>直腸癌診療指引共識 -5</u></p> <ol style="list-style-type: none"> 1. 增加 ± 免疫療法 2. 新增及修訂為確定腫瘤基因狀態 KRAS.NRAS 和 BRAF 突變以及 HER2 擴增 (單獨或作為下一代測序的一部分 [NGS 面板]) (可選)

109 年 修訂版

直腸癌診療指引共識 -6

直腸癌診療指引共識 -7

大腸癌診療指引共識 -2

大腸癌診療指引共識 -3

110 年 修訂版

直腸癌診療指引共識 -6

1. See REC-5 增加 ± 免疫療法
2. 新增及修訂為確定腫瘤基因狀態 KRAS.NRAS 和 BRAF 突變以及 HER2 擴增（單獨或作為下一代測序的一部分 [NGS 面板]）（可選）

直腸癌診療指引共識 -7

1. 新增：
 - (1)手術和或化學治療 *2 ± 標靶治療 ± 放射線治療 ± 免疫治療
 - (2)化學治療 *2 ± 標靶治療 ± 放射線治療 ± 免疫治療
2. 增加多處復發轉移直腸癌 (Multiple recurrence) 治療路徑 (詳見直腸癌共識 -7)
3. 新增及修訂為確定腫瘤基因狀態 KRAS.NRAS 和 BRAF 突變以及 HER2 擴增（單獨或作為下一代測序的一部分 [NGS 面板]）（可選）

大腸癌診療指引共識 -2

1. 新增 Required 項目 :MMR or MSI testing(Surgery Specimens or Biopsy)。
2. 新增及修訂 Bulky nodule disease or Clinical T4b 及可切除手術路徑 (詳見大腸癌共識 -2)

大腸癌診療指引共識 -3

1. 或轉移處無法切除與 COL-5 (大腸癌診療指引共識 -5) 同時伴有其他部位無法切除的轉移整併
2. 新增及修訂為確定腫瘤基因狀態 KRAS.NRAS 和 BRAF 突變以及 HER2 擴增（單獨或作為下一代測序的一部分 [NGS 面板]）（可選）

109 年 修訂版

大腸癌診療指引共識 - 4

大腸癌診療指引共識 - 5

大腸癌診療指引共識 - 6

110 年 修訂版

大腸癌診療指引共識 - 4

1. 新增及修訂為確定腫瘤基因狀態 KRAS.NRAS 和 BRAF 突變以及 HER2 擴增（單獨或作為下一代測序的一部分 [NGS 面板]）（可選）

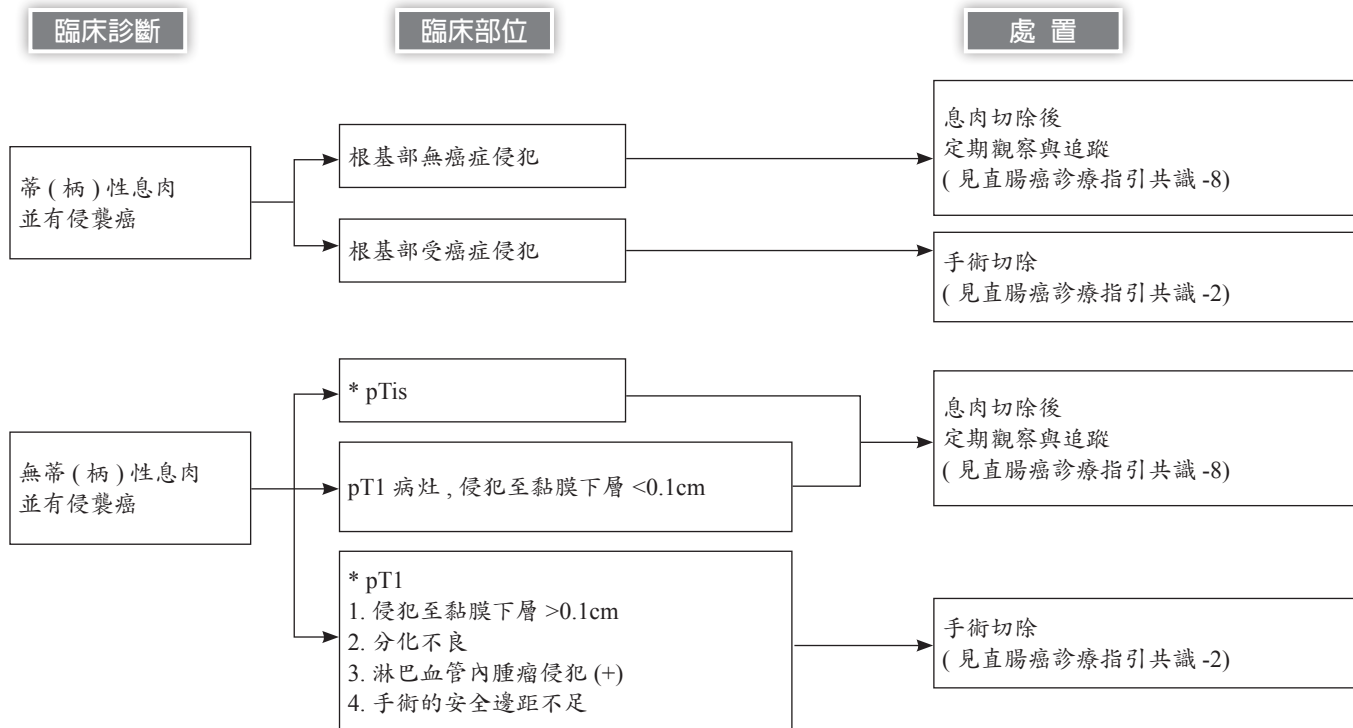
大腸癌診療指引共識 - 5

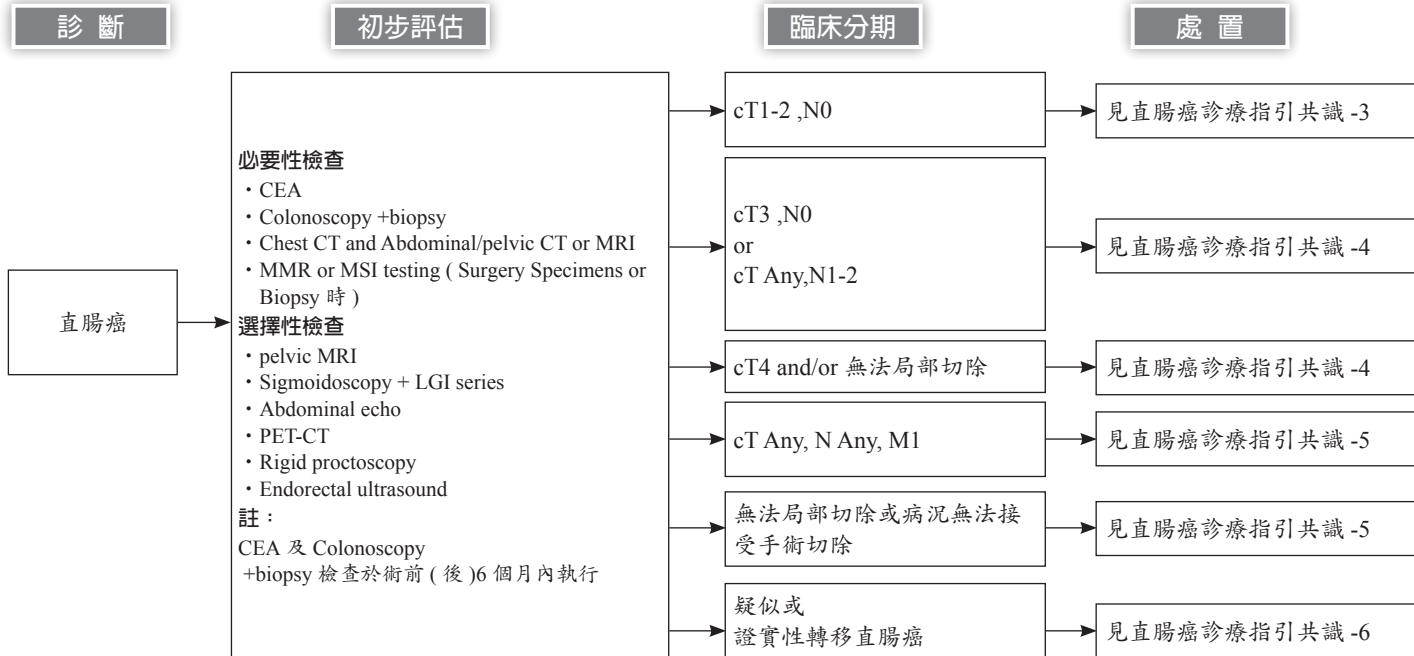
1. 新增 初步治療路徑, see COL-5
2. 新增及修訂為確定腫瘤基因狀態 KRAS.NRAS 和 BRAF 突變以及 HER2 擴增（單獨或作為下一代測序的一部分 [NGS 面板]）（可選）

大腸癌診療指引共識 - 6

1. 新增及修訂為確定腫瘤基因狀態 KRAS.NRAS 和 BRAF 突變以及 HER2 擴增（單獨或作為下一代測序的一部分 [NGS 面板]）（可選）

《直腸癌診療指引共識 -1》

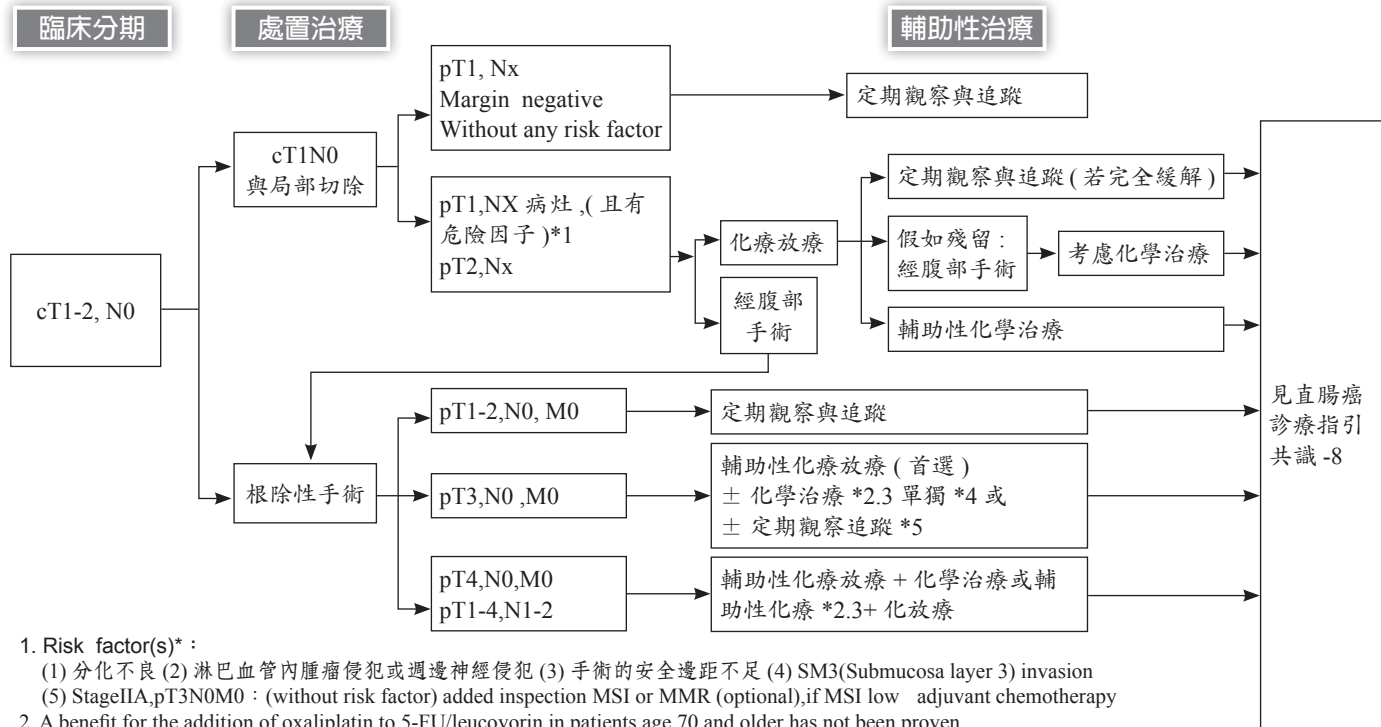




直腸癌定義：

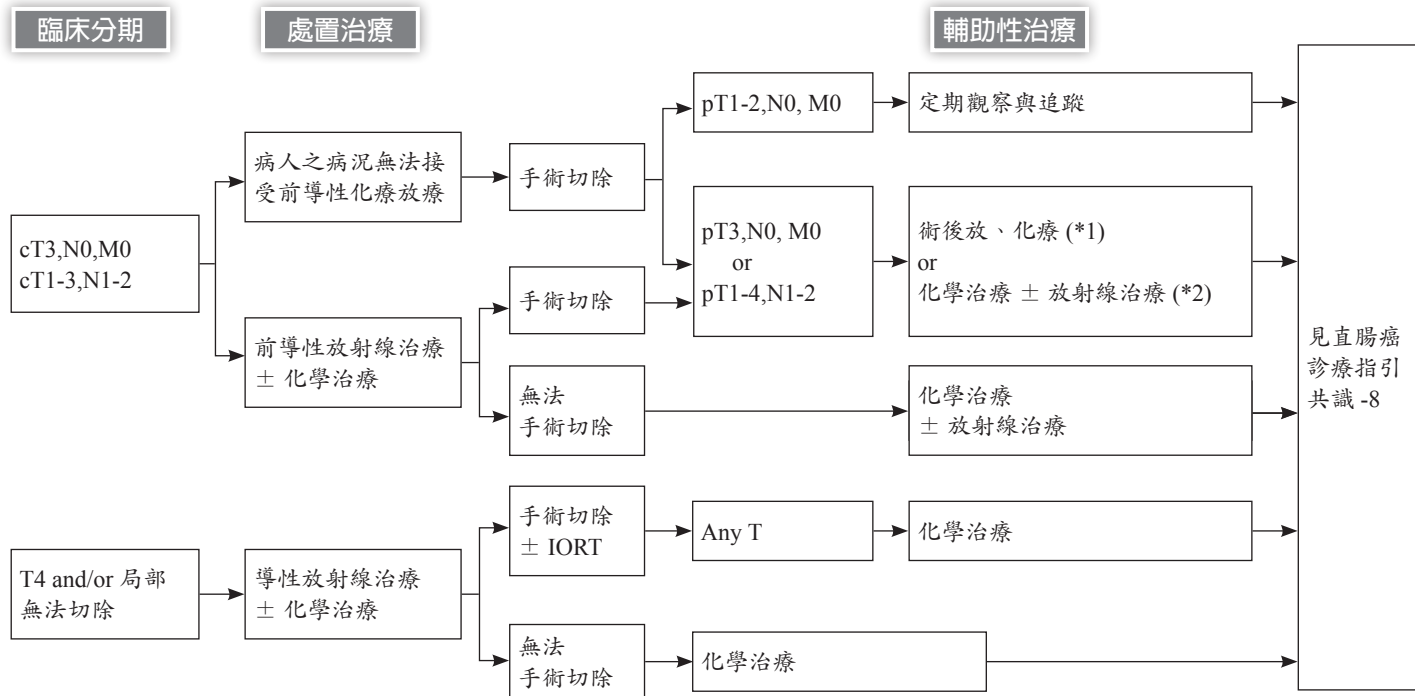
距離肛門口 15 公分以內之直腸，依病灶下緣距肛門口的距離分為上 (>11cm)、中 (>7cm & ≤ 11 cm)、下 (≤ 7 cm) 三段。對於中、下段局部廣泛性的癌症，且年齡介於 18 至 75 歲的病人，可接受手術前放射及化學治療，之後再實施根治性手術切除。對於上段直腸癌患者，則建議由臨床醫師視患者狀況而定，可直接進行手術，或採用手術前放射及化學治療，之後再實施根治性手術切除。

《直腸癌診療指引共識 -3》



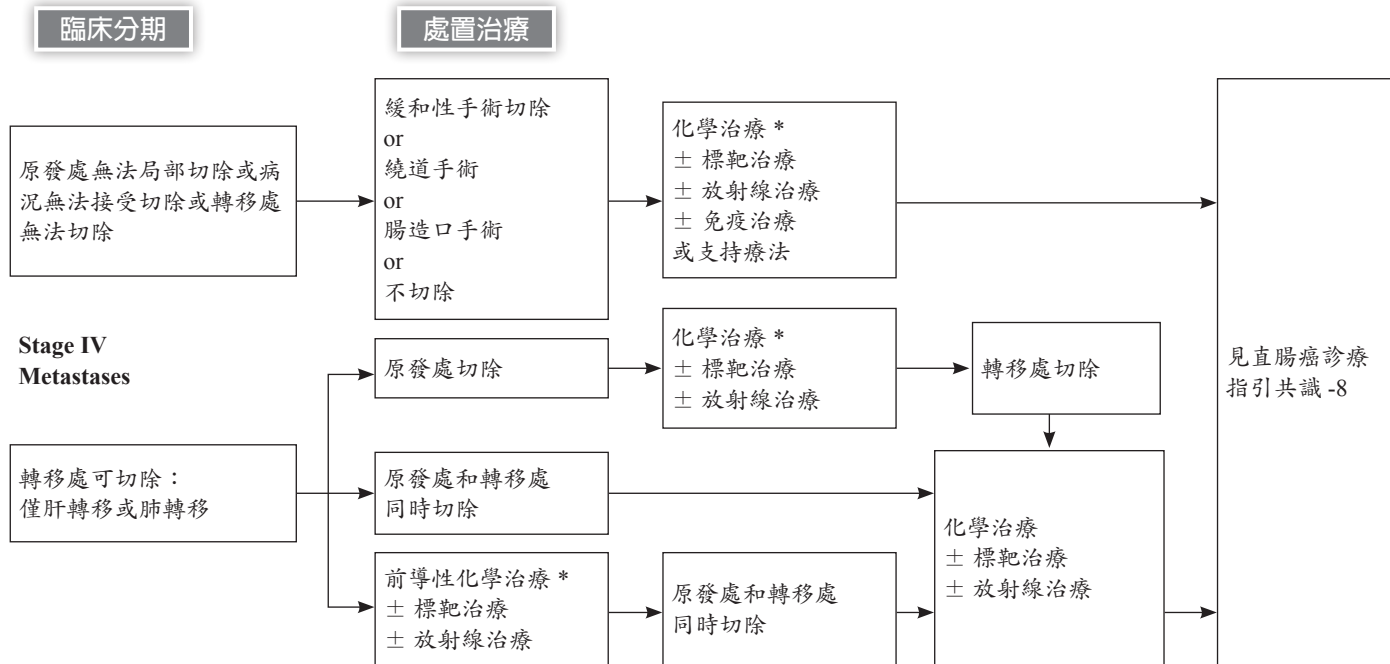
1. Risk factor(s)* :

- (1) 分化不良 (2) 淋巴血管內腫瘤侵犯或週邊神經侵犯 (3) 手術的安全邊距不足 (4) SM3(Submucosa layer 3) invasion (5) StageIIA, pT3N0M0 : (without risk factor) added inspection MSI or MMR (optional), if MSI low adjuvant chemotherapy
2. A benefit for the addition of oxaliplatin to 5-FU/leucovorin in patients age 70 and older has not been proven.
3. For patients who are under 70 years old of age and ECOG: 0-2 points, suggested standard combination chemotherapy
4. Only for R0 resection
5. Observe: only for upper rectum, G1/2, LVSI(-), R0 resection & mesorectum invasion < 2 mm

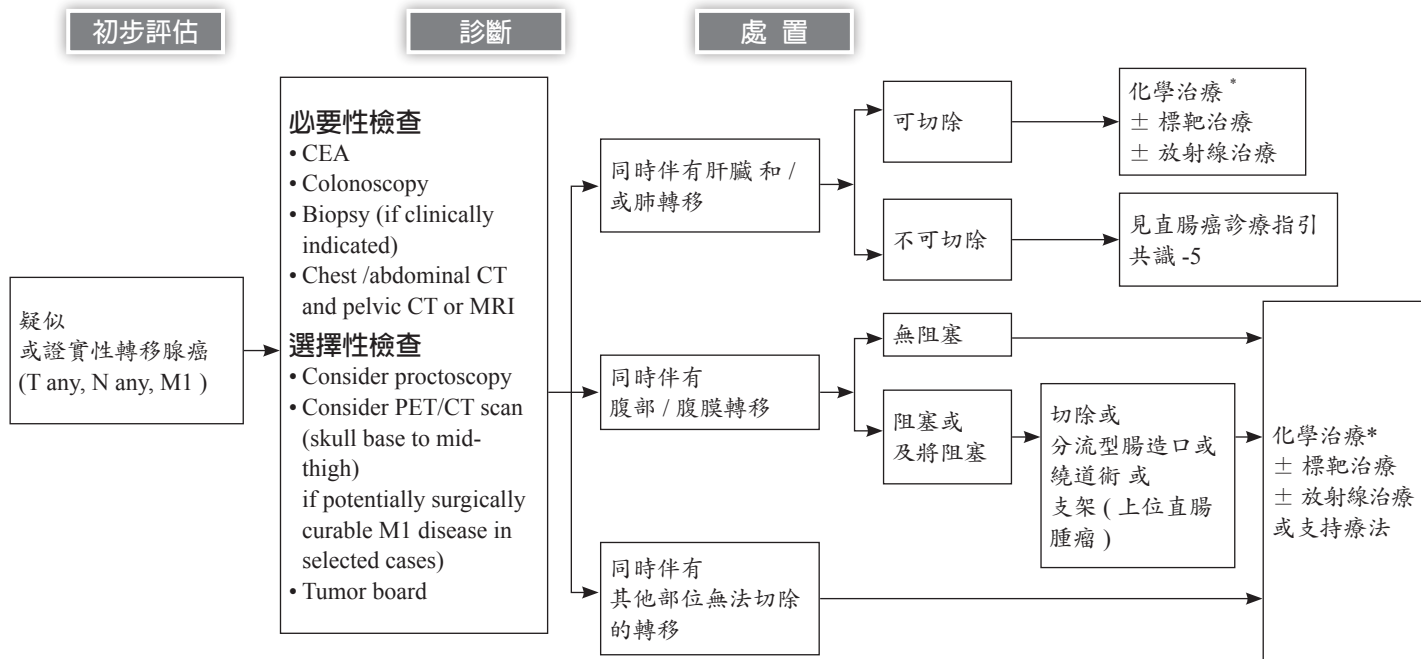


*1. 若所選擇的化療藥物非為 Fluoropyrimidines 類 (如: oxaliplatin), 則不建議同步接受放射線治療。
 *2. 若病人的分期接近 T3,N0 且手術的安全邊距足夠, 以及預後特徵良好, RT 的治療成效較小, 建議單獨使用化學治療。
 3. For patients who are under 70 years old of age and ECOG: 0-2 points, suggested standard combination chemotherapy

《直腸癌診療指引共識 -5》

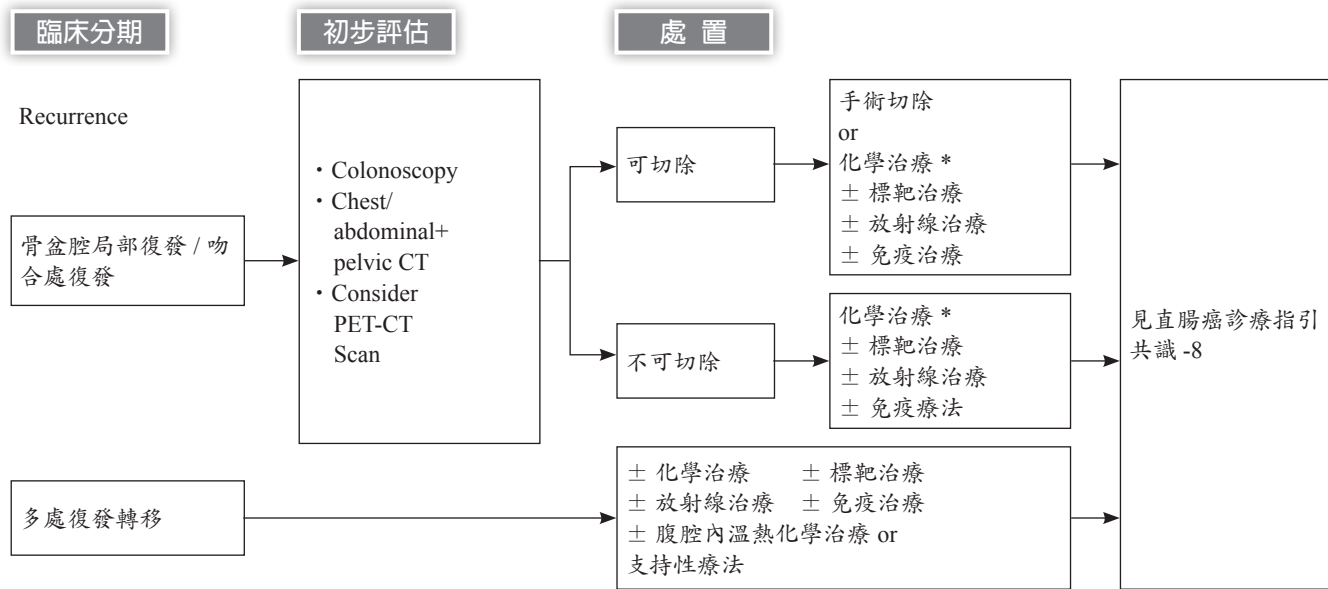


1. Determination of tumor gene status for KRAS.NRAS and BRAF mutations and HER2 amplifications (individually or as part of next-generation sequencing [NGS panel]) (optional).
2. If d-MMR,MSI-H consider Immunotherapy
3. For patients who are under 70 years old of age and ECOG: 0-2 points, suggested standard combination chemotherapy



1. Determination of tumor gene status for KRAS.NRAS and BRAF mutations and HER2 amplifications (individually or as part of next-generation sequencing [NGS panel]) (optional).
2. If d-MMR,MSI-H consider Immunotherapy
3. For patients who are under 70 years old of age and ECOG: 0-2 points, suggested standard combination chemotherapy

《直腸癌診療指引共識 -7》

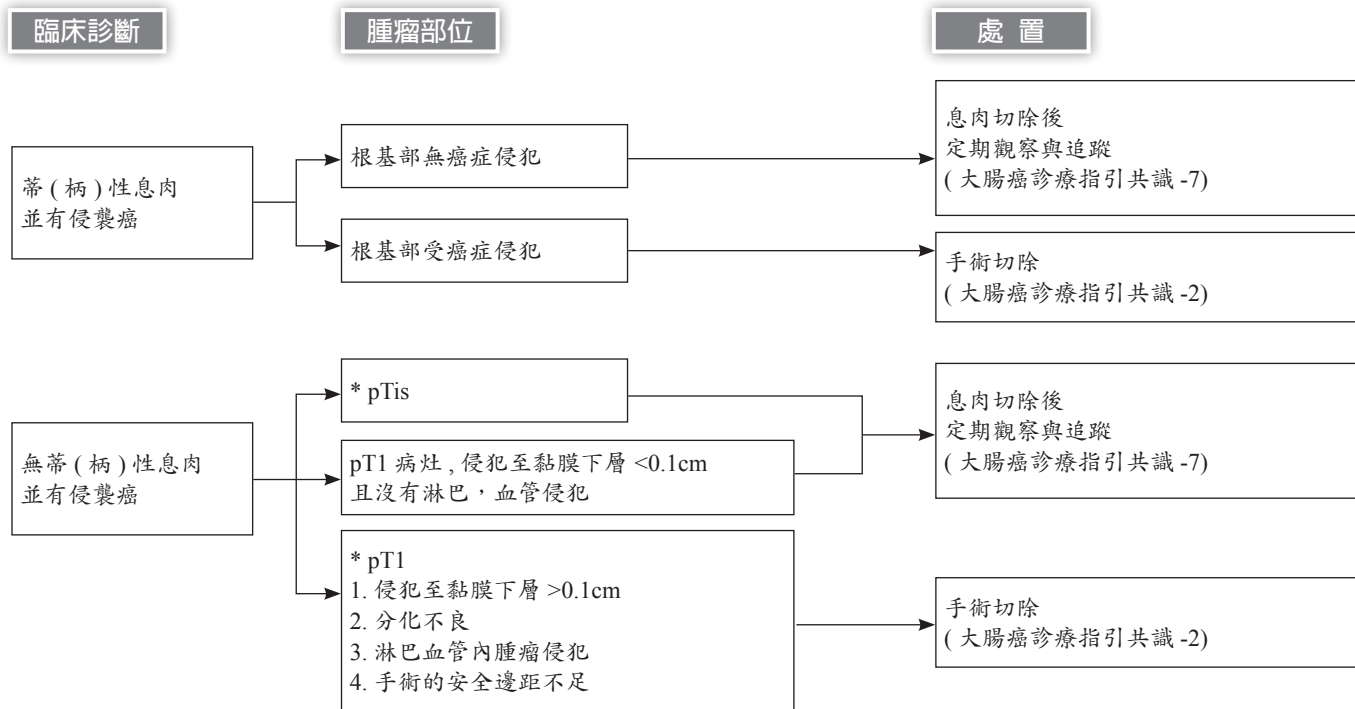


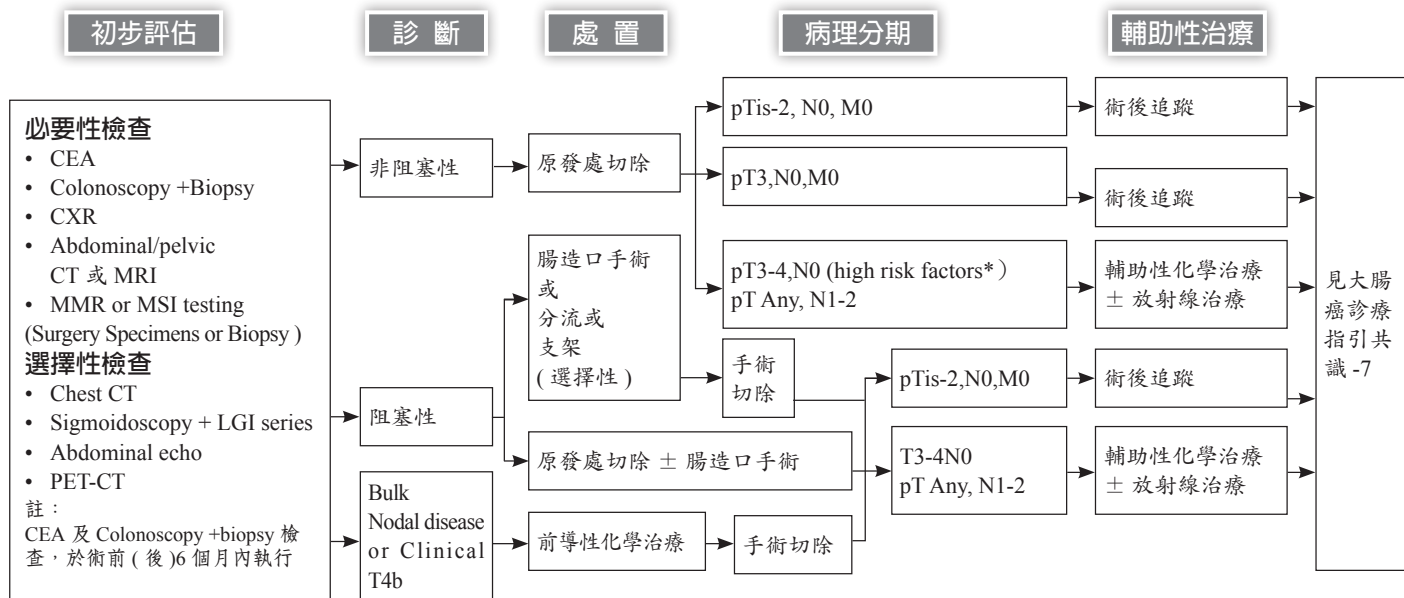
1. Determination of tumor gene status for KRAS, NRAS and BRAF mutations and HER2 amplifications (individually or as part of next-generation sequencing [NGS panel]) (optional)
2. If d-MMR, MSI-H consider Immunotherapy
3. For patients who are under 70 years old of age and ECOG: 0-2 points, suggested standard combination chemotherapy
4. 直腸癌僅腹膜轉移未合併肝肺轉移，且 ECOG: 0-1，心臟、肺、腎功能正常者，→ 癌細胞減積手術 ± 腹腔內溫熱化學治療 (選擇性)

《直腸癌診療指引共識 -8》

Follow up Program for Rectal Cancer Patients (at least 5 years)	
CEA	術後第一個月，兩年內每 3-6 個月一次，以後每半年一次
Chest /Abdomen + pelvic CT	(1) Stage II~III patients : 每 6-12 個月一次。
	(2) Stage IV patients : 兩年內每 3-6 個月一次，以後每 6-12 個月一次
Colonoscopy or Barium enema + Sigmoidoscopy	第一年一次，之後每隔一年一次。 1. 術前為阻塞型病灶，未全程做完大腸鏡檢者，術後 3-6 個月內即應再施檢一次。 2. 若為 advanced adenoma，追蹤 1 年。 3. 若非為 advance adenoma，追蹤 3 年而後追蹤 5 年
Rigid proctoscopy (選擇性)	每半年一次。
Abdomen sono (選擇性)	每半年一次。
PET-CT scan (選擇性)	臨床評估需要時

《大腸癌診療指引共識 -1》

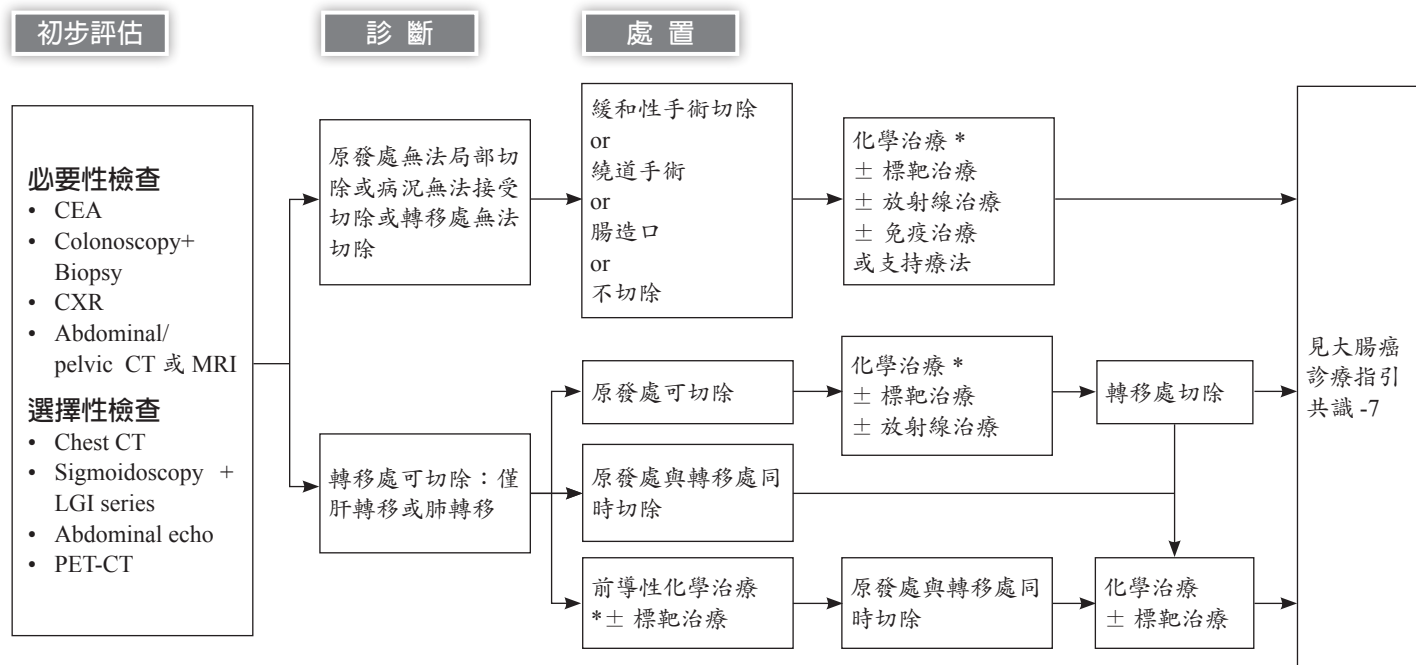




*High risk factors :

1. 分化不良 (poorly differentiated)
2. 淋巴血管內腫瘤侵犯或神經週圍浸潤 (lymphatic/vascular/perineural invasion)
3. 淋巴摘除 <12 顆 (<12 lymph nodes examined)
4. 局部穿孔 (localized perforation)
5. 完全腸道阻塞 (bowel obstruction)
6. 手術的安全邊距不足、無法界定或手術邊距有癌細胞侵犯 (close, indeterminate or positive margins)
7. StageIIA,pT3N0M0 : (without risk factor) 加驗 MSI or MMR (optional),if MSI low → adjuvant chemotherapy
8. For patients who are under 70 years old of age and ECOG: 0-2 points, suggested standard combination chemotherapy

《大腸癌診療指引共識 -3》



1. Determination of tumor gene status for KRAS, NRAS and BRAF mutations and HER2 amplifications (individually or as part of next-generation sequencing [NGS panel]) (optional).
2. If d-MMR, MSI-H consider Immunotherapy
3. For patients who are under 70 years old of age and ECOG: 0-2 points, suggested standard combination chemotherapy

初步評估

診斷

處置

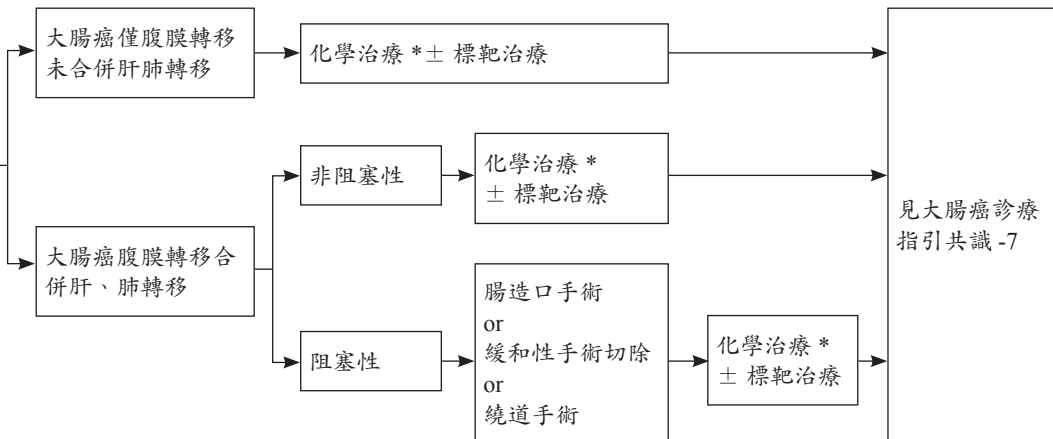
Metastases

必要性檢查

- CEA
- Colonoscopy +Biopsy
- CXR
- Abdominal/pelvic CT 或 MRI
- KRAS gene status

選擇性檢查

- Chest CT
- Sigmoidoscopy + LGI series
- Abdominal echo
- PET-CT
- Needle biopsy, if clinically indicated
- Multidisciplinary team evaluation, including a surgeon experienced in the resection of hepatobiliary and lung metastases



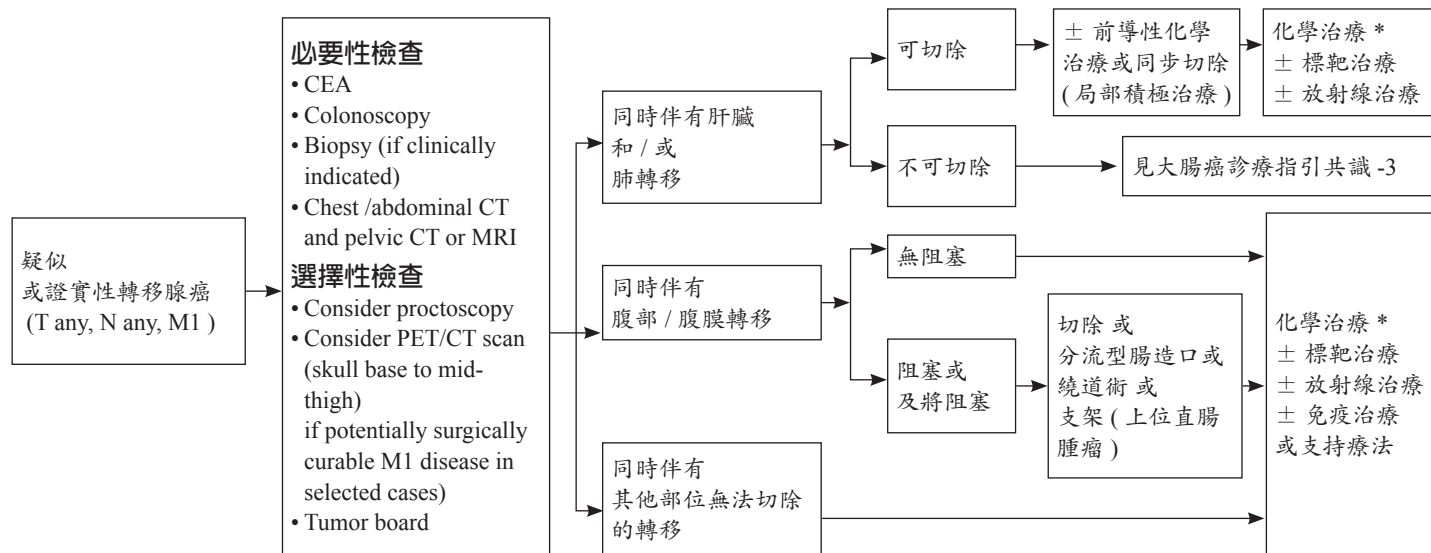
1. Determination of tumor gene status for KRAS, NRAS and BRAF mutations and HER2 amplifications (individually or as part of next-generation sequencing [NGS panel]) (optional).
2. If d-MMR, MSI-H consider Immunotherapy
3. For patients who are under 70 years old of age and ECOG: 0-2 points, suggested standard combination chemotherapy
4. 大腸癌僅腹膜轉移未合併肝肺轉移，且 ECOG：0-1，心臟、肺、腎功能正常者，→ 癌細胞減積手術 ± 腹腔內溫熱化學治療（選擇性）。

《大腸癌診療指引共識 -5》

初步評估

診斷

處置



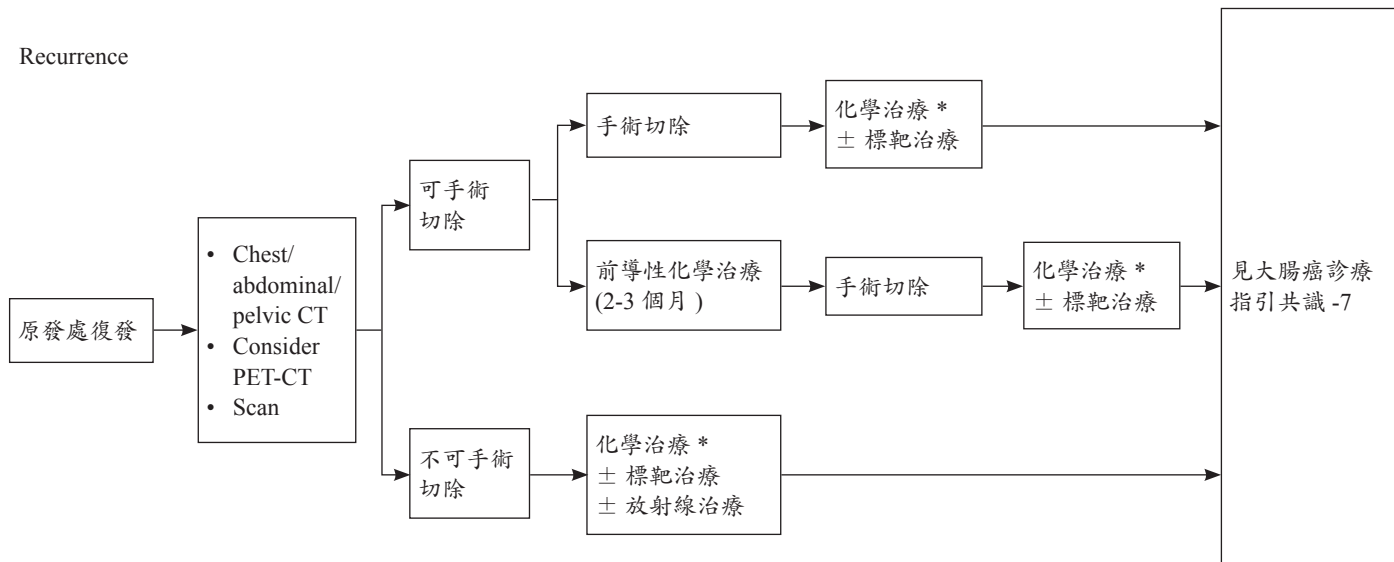
1. Determination of tumor gene status for KRAS.NRAS and BRAF mutations and HER2 amplifications (individually or as part of next-generation sequencing [NGS panel]) (optional)
2. If d-MMR,MSI-H consider Immunotherapy
3. For patients who are under 70 years old of age and ECOG: 0-2 points, suggested standard combination chemotherapy
4. 大腸癌僅腹膜轉移未合併肝肺轉移,且 ECOG:0-1,心臟、肺、腎功能正常者,→ 癌細胞減積手術 ± 腹腔內溫熱化學治療 (選擇性)。

診斷

評估

處置

Recurrence



1. Determination of tumor gene status for KRAS, NRAS and BRAF mutations and HER2 amplifications (individually or as part of next-generation sequencing [NGS panel]) (optional)
2. If d-MMR, MSI-H consider Immunotherapy
3. For patients who are under 70 years old of age and ECOG: 0-2 points, suggested standard combination chemotherapy

《大腸癌診療指引共識 -7》

Follow up Program for Rectal Cancer Patients (at least 5 years)	
CEA	術後第一個月，兩年內每 3-6 個月一次，以後每半年一次
Chest /Abdomen + pelvic CT	(1) stage II,III：每 6-12 個月一次。
	(2) Stage IV patients：兩年內每 3-6 個月一次，以後每 6-12 個月一次
Colonoscopy or Barium enema + Sigmoidoscopy	第一年一次，之後每隔一年一次。 1. 術前為阻塞型病灶，未全程做完大腸鏡檢者，術後 3-6 個月內即應再施檢一次。 2. 若為 advanced adenoma，追蹤 1 年。 3. 若非為 advance adenoma，追蹤 3 年而後追蹤 5 年。
Abdomen sono (選擇性)	每半年一次
PET-CT scan (選擇性)	臨床評估需要時。

《大腸直腸癌抗癌藥物治療指引》

Adjuvant Therapy of Colon Cancer

mFOLFOX6

藥品名	劑量 mg/m ²	給藥日	頻率	週期	參考文獻
Oxaliplatin	85	1	Q2W	12	1-3
Leucovorin	400	1	Q2W	12	1-3
5-FU	400	1	Q2W	12	1-3
5-FU	1200*	1-2	Q2W	12	1-3

* Continuous infusion for 24 hours

FOLFOX4

藥品名	劑量 mg/m ²	給藥日	頻率	週期	參考文獻
Oxaliplatin	85	1	Q2W	12	8
Leucovorin	200	1	Q2W	12	8
5-FU	400	1	Q2W	12	8
5-FU	600*	1-2	Q2W	12	8

* Continuous infusion for 24 hours

FOLFOX7

藥品名 *	劑量 mg/m ²	給藥日	頻率	週期	參考文獻
Oxaliplatin	85	1	Q2W		11
Leucovorin	400	1	Q2W		
5-FU	1200*	1-2	Q2W		

* Continuous infusion for 24 hours

Capecitabine

藥品名	劑量 mg/m ²	給藥日	頻率	週期	參考文獻
Capecitabine	1250 PO BID	1-14	Q3W	8	4

CapeOx

藥品名	劑量 mg/m ²	給藥日	頻率	週期	參考文獻
Oxaliplatin	130	1	Q3W	8	5
Capecitabine	1000 PO BID	1-14	Q3W	8	5

5-FU+LV

藥品名	劑量 mg/m ²	給藥日	頻率	週期	參考文獻
Leucovorin	500	1, 8, 15, 22, 29, 36	Q8W	4	6
5-FU	500	1, 8, 15, 22, 29, 36	Q8W	4	6

sLV5FU2

藥品名	劑量 mg/m ²	給藥日	頻率	週期	參考文獻
Leucovorin	400	1	Q2W	12	7
5-FU	400	1	Q2W	12	7
5-FU	1200*	1-2	Q2W	12	7

* Continuous infusion for 24 hours

藥品名	劑量 mg/m ²	給藥日	頻率	週期	參考文獻
UFUR	300-350/day PO	1-28	Q4W	6	9
± Leucovorin	50-150 mg PO QD	1-28	Q4W	6	

藥品名	劑量 mg/m ²	給藥日	頻率	週期	參考文獻
TS-1	40 PO BID	1-28	Q6W	4	10

Neoadjuvant Therapy of Colon Cancer

同 1st line therapy of metastatic colon cancer

參考文獻

1. Andre T, Boni C, Mounedji-Boudiaf L, et al. Oxaliplatin, fluorouracil, and leucovorin as adjuvant treatment for colon cancer. *N Engl J Med* 2004;350:2343-2351.
2. Cheeseman SL, Joel SP, Chester JD, et al. A 'modified de Gramont' regimen of fluorouracil, alone and with oxaliplatin, for advanced colorectal cancer. *Br J Cancer* 2002;87:393-399.
3. Maindrault-Goebel F, deGramont A, Louvet C, et al. Evaluation of oxaliplatin dose intensity in bimonthly leucovorin and 48-hour 5-fluorouracil continuous infusion regimens (FOLFOX) in pretreated metastatic colorectal cancer. *Annals of Oncology* 2000;11:1477-1483.
4. Twelves C, Wong A, Nowacki MP, et al. Capecitabine as adjuvant treatment for stage III colon cancer. *N Engl J Med* 2005;352:2696-2704.
5. Schmoll HJ, Cartwright T, Taerner J, et al. Phase III trial of capecitabine plus oxaliplatin as adjuvant therapy for stage III colon cancer: a planned safety analysis in 1,864 patients. *J Clin Oncol* 2007;25:102-109.
6. Haller DG, Catalano P, Macdonald JS, Mayer RJ. Phase III study of fluorouracil, leucovorin and levamisole in high risk stage II and III colon cancer: final report of Intergroup 0089. *J Clin Oncol* 2005;23:8671-8678.
7. Andre T, Louvet C, Maindrault-Goebel F, et al. CPT-11 (irinotecan) addition to bimonthly, high-dose leucovorin and bolus and continuous-infusion 5-fluorouracil (FOLFIRI) for pretreated metastatic colorectal cancer. *Eur J Cancer* 1999;35(9):1343-7.

8. deGramont A, Figer A, Seymour M, et al. Leucovorin and Fluorouracil With or Without Oxaliplatin as First-Line Treatment in Advanced Colorectal Cancer. *J Clin Oncol* 2000;18:2938-2947.
9. Sulkes A, Benner SE, Canetta RM. Uracil-ftorafur: an oral fluoropyrimidine active in colorectal cancer. *J Clin Oncol*. Oct 1998;16(10):3461-3475.
10. Hamaguchi, Tetsuya et al. Capecitabine versus S-1 as adjuvant chemotherapy for patients with stage III colorectal cancer (JCOG0910): an open-label, non-inferiority, randomised, phase 3, multicentre trial. *The Lancet Gastroenterology & Hepatology*, Volume 3, Issue 1, 47 – 56.
11. Tezuka T, Hamada C, Ishida H, et al. Phase II clinical study of modified FOLFOX7 (intermittent oxaliplatin administration) plus bevacizumab in patients with unresectable metastatic colorectal cancer-CRAFT study. *Invest New Drugs*. 2013 Oct;31(5):1321-9.

Adjuvant Therapy of Rectal Cancer

Chemotherapy

mFOLFOX6

藥品名	劑量 mg/m ²	給藥日	頻率	週期	參考文獻
Oxaliplatin	85	1	Q2W	12	1-3
Leucovorin	400	1	Q2W	12	
5-FU	400	1	Q2W	12	
5-FU	1200*	1-2	Q2W	12	

* Continuous infusion for 24 hours

sLV5FU2

藥品名	劑量 mg/m ²	給藥日	頻率	週期	參考文獻
Leucovorin	400	1	Q2W	12	4, 13
5-FU	400	1	Q2W	12	
5-FU	1200*	1-2	Q2W	12	

* Continuous infusion for 24 hours

Capecitabine

藥品名	劑量 mg/m ²	給藥日	頻率	週期	參考文獻
Capecitabine	1250 PO BID	1-14	Q3W	8	5

CapeOx

藥品名	劑量 mg/m ²	給藥日	頻率	週期	參考文獻
Oxaliplatin	130	1	Q3W	8	6, 7
Capecitabine	1000 PO BID	1-14	Q3W	8	

5-FU+LV

藥品名	劑量 mg/m ²	給藥日	頻率	週期	參考文獻
Leucovorin	500	1, 8, 15, 22, 29, 36	Q8W	4	8
5-FU	500	1, 8, 15, 22, 29, 36	Q8W	4	

藥品名	劑量 mg/m ²	給藥日	頻率	週期	參考文獻
UFUR	300-350/day PO	1-28	Q4W	6	14
± Leucovorin	50-150 mg PO QD	1-28	Q4W	6	

藥品名	劑量 mg/m ²	給藥日	頻率	週期	參考文獻
TS-1	40 PO BID	1-28	Q42D	4	15

Chemotherapy + RT

XRT + continuous infusion 5-FU

藥品名	劑量 mg/m ²	給藥日	頻率	週期	參考文獻
5-FU	225	1-5 or 1-7	Q4W	During XRT	9

XRT + 5-FU/LV

藥品名	劑量 mg/m ²	給藥日	頻率	週期	參考文獻
5-FU	400	1-4	Q4W	During week 1, 5 of XRT	10
Leucovorin	20	1-4	Q4W		

XRT + Capecitabine

藥品名	劑量 mg/m ²	給藥日	頻率	週期	參考文獻
Capecitabine	825 PO BID	1-5	QW	5	11, 12

XRT + mFOLFOX6

藥品名	劑量 mg/m ²	給藥日	頻率	週期	參考文獻
Oxaliplatin	85	1			16
Leucovorin	400	1			
5-FU	400	1			
5-FU	1200*	1-2			

* Continuous infusion for 24 hours

Neoadjuvant Therapy of Rectal Cancer
FOLFOX

藥品名	劑量 mg/m ²	給藥日	頻率	週期	參考文獻
Oxaliplatin	85	1	Q2W	6	16
Leucovorin	400	1	Q2W	6	
5-FU	400	1	Q2W	6	
5-FU	1200*	1-2	Q2W	6	

* Continuous infusion for 24 hours

CapeOx

藥品名	劑量 mg/m ²	給藥日	頻率	週期	參考文獻
Oxaliplatin	130	1	Q3W	4	17
Capecitabine	1000 PO BID	1-14	Q3W	4	

參考文獻

1. Andre T, Boni C, Mounedji-Boudiaf L, et al. Oxaliplatin, fluorouracil, and leucovorin as adjuvant treatment for colon cancer. *N Engl J Med* 2004;350:2343-2351.
2. Cheeseman SL, Joel SP, Chester JD, et al. A 'modified de Gramont' regimen of fluorouracil, alone and with oxaliplatin, for advanced colorectal cancer. *Br J Cancer* 2002;87:393-399.
3. Maindrault-Goebel F, deGramont A, Louvet C, et al. Evaluation of oxaliplatin dose intensity in bimonthly leucovorin and 48-hour 5-fluorouracil continuous infusion regimens (FOLFOX) in pretreated metastatic colorectal cancer. *Annals of Oncology* 2000;11:1477-1483.
4. Andre T, Louvet C, Maindrault-Goebel F, et al. CPT-11 (irinotecan) addition to bimonthly, high-dose leucovorin and bolus and continuous-infusion 5-fluorouracil (FOLFIRI) for pretreated metastatic colorectal cancer. *Eur J Cancer* 1999;35(9):1343-7.
5. Twelves C, Wong A, Nowacki MP, et al. Capecitabine as adjuvant treatment for stage III colon cancer. *N Engl J Med* 2005;352:2696-2704.
6. Schmoll HJ, Cartwright T, Taernero J, et al. Phase III trial of capecitabine plus oxaliplatin as adjuvant therapy for stage III colon cancer: a planned safety analysis in 1,864 patients. *J Clin Oncol* 2007;25:102-109.
7. Haller DG, Tabernero J, Maroun J, et al. Capecitabine Plus Oxaliplatin Compared With Fluorouracil and Folinic Acid As Adjuvant Therapy for Stage III Colon Cancer. *J Clin Oncol* 2011;29:1465-1471.
8. Petrelli N, Douglass Jr HO, Herrare L, et al. The modulation of fluorouracil with leucovorin in metastatic colorectal carcinoma: 40 a prospective randomized phase III trial. *J Clin Oncol* 1989;7:1419-1426.
9. O'Connell MJ, Martenson JA, Wieand HS, et al. Improving adjuvant therapy for rectal cancer by combining protracted-infusion fluorouracil with radiation therapy after curative surgery. *N Engl J Med* 1994;331:502-507.

10. Tepper JE, O'Connell M, Niedzwiecki D, et al. Adjuvant therapy in rectal cancer: analysis of stage, sex, and local control—final report of Intergroup 0114. *J Clin Oncol* 2002;20:1744-1750.
11. O'Connell MJ, Colangelo LH, Beart RW, et al. Capecitabine and oxaliplatin in the preoperative multimodality treatment of rectal cancer: surgical end points from National Surgical Adjuvant Breast and Bowel Project trial R-04. *J Clin Oncol* 2014;32:1927-1934.
12. Hofheinz R, Wenz FK, Post S, et al. Chemoradiotherapy with capecitabine versus fluorouracil for locally advanced rectal cancer: A randomized, multicenter, non-inferiority, phase 3 trial. *Lancet Oncol* 2012;13:579-588.
13. Shikina A, Shinto E, Hashiguchi Y, et al. Differential clinical benefits of 5-fluorouracil-based adjuvant chemotherapy for patients with stage III colorectal cancer according to CD133 expression status. *Jpn J Clin Oncol*. Jan 2014;44(1):42-48.
14. Sulkes A, Benner SE, Canetta RM. Uracil-ftorafur: an oral fluoropyrimidine active in colorectal cancer. *J Clin Oncol*. Oct 1998;16(10):3461-3475.
15. Hamaguchi, Tetsuya et al. Capecitabine versus S-1 as adjuvant chemotherapy for patients with stage III colorectal cancer (JCOG0910): an open-label, non-inferiority, randomised, phase 3, multicentre trial. *The Lancet Gastroenterology & Hepatology* , Volume 3 , Issue 1 , 47 – 56.
16. Koizumi M, Yamada T, Shinji S, et al. Feasibility of Neoadjuvant FOLFOX Therapy Without Radiotherapy for Baseline Resectable Rectal Cancer. *In Vivo*. 2018; 32(4): 937–943.
17. Hata T, Takahashi H, Sakai D, et al. Neoadjuvant CapeOx therapy followed by sphincter-preserving surgery for lower rectal cancer. *Surg Today* (2017) 47: 1372.

Chemotherapy for Advanced or Metastatic Colon and Rectal Cancer

First-line therapy

mFOLFOX6 or mFOLFOX7

藥品名	劑量 mg/m ²	給藥日	頻率	週期	參考文獻
Oxaliplatin	85	1	Q2W	8-12	1, 2, 3, 28
Leucovorin	400	1	Q2W	8-12	
5-FU (optional)	400	1	Q2W	8-12	
5-FU	1200*	1-2	Q2W	8-12	

* Continuous infusion for 24 hours

FOLFOX + Bevacizumab

藥品名	劑量 mg/m ²	給藥日	頻率	週期	參考文獻
Bevacizumab	5 mg/kg	1	Q2W		4
Oxaliplatin	85	1	Q2W		
Leucovorin	400	1	Q2W		
5-FU (optional)	400	1	Q2W		
5-FU	1200*	1-2	Q2W		

* Continuous infusion for 24 hours

FOLFOX + Panitumumab (KRAS/NRAS WT gene only)

藥品名	劑量 mg/m ²	給藥日	頻率	週期	參考文獻
Panitumumab	6 mg/kg	1	Q2W		5
Oxaliplatin	85	1	Q2W		
Leucovorin	400	1	Q2W		
5-FU (optional)	400	1	Q2W		
5-FU	1200*	1-2	Q2W		

* Continuous infusion for 24 hours

FOLFOX + Cetuximab (KRAS/NRAS WT gene only)

藥品名	劑量 mg/m ²	給藥日	頻率	週期	參考文獻
Cetuximab	500 (400 → 250)	1	Q2W (QW)		6
Oxaliplatin	85	1	Q2W		
Leucovorin	400	1	Q2W		
5-FU (optional)	400	1	Q2W		
5-FU	1200*	1-2	Q2W		

* Continuous infusion for 24 hours

Xelox

藥品名	劑量 mg/m ²	給藥日	頻率	週期	參考文獻
Oxaliplatin	85	1	Q2W	Max 12	33
Capecitabine	1000 PO BID	1-7	Q2W	Max 12	

CapeOx

藥品名	劑量 mg/m ²	給藥日	頻率	週期	參考文獻
Oxaliplatin	130	1	Q3W	Max 16	7
Capecitabine	1000 PO BID	1-14	Q3W	Max 16	

CapeOx + Bevacizumab

藥品名	劑量 mg/m ²	給藥日	頻率	週期	參考文獻
Bevacizumab	7.5 mg/kg	1	Q3W	Max 16	7
Oxaliplatin	130	1	Q3W	Max 16	
Capecitabine	1000 PO BID	1-14	Q3W	Max 16	

FOLFIRI

藥品名	劑量 mg/m ²	給藥日	頻率	週期	參考文獻
Irinotecan	180	1	Q2W		8, 9
Leucovorin	400	1	Q2W		
5-FU (optional)	400	1	Q2W		
5-FU	1200*	1-2	Q2W		

* Continuous infusion for 24 hours

FOLFIRI + Bevacizumab

藥品名	劑量 mg/m ²	給藥日	頻率	週期	參考文獻
Bevacizumab	5 mg/kg	1	Q2W		10
Irinotecan	180	1	Q2W		
Leucovorin	400	1	Q2W		
5-FU (optional)	400	1	Q2W		
5-FU	1200	1-2	Q2W		

* Continuous infusion for 24 hours

FOLFIRI + Cetuximab (KRAS/NRAS WT gene only)

藥品名	劑量 mg/m ²	給藥日	頻率	週期	參考文獻
Cetuximab	500 (400 → 250)	1		Q2W (QW)	11, 12
Irinotecan	180	1		Q2W	
Leucovorin	400	1		Q2W	
5-FU (optional)	400	1		Q2W	
5-FU	1200*	1-2		Q2W	

* Continuous infusion for 24 hours

FOLFIRI + Panitumumab (KRAS/NRAS WT gene only)

藥品名	劑量 mg/m ²	給藥日	頻率	週期	參考文獻
Panitumumab	6 mg/kg	1		Q2W	13
Irinotecan	180	1		Q2W	
Leucovorin	400	1		Q2W	
5-FU (optional)	400	1		Q2W	
5-FU	1200*	1-2		Q2W	

* Continuous infusion for 24 hours

Capecitabine

藥品名	劑量 mg/m ²	給藥日	頻率	週期	參考文獻
Capecitabine	1000 (825-1250) PO BID	1-14		Q3W	16

Capecitabine + Bevacizumab

藥品名	劑量 mg/m ²	給藥日	頻率	週期	參考文獻
Bevacizumab	7.5 mg/kg	1	Q3W		16
Capecitabine	1000 (825-1250) PO BID	1-14	Q3W		

FOLFOXIRI ± Bevacizumab

藥品名	劑量 * mg/m ²	給藥日	頻率	週期	參考文獻
± Bevacizumab	5 mg/kg	1	Q2W		21, 22
Oxaliplatin	85	1	Q2W		
Irinotecan	165	1	Q2W		
Leucovorin	400	1	Q2W		
5-FU	1600*	1-2	Q2W		

* Continuous infusion for 24 hours

Cetuximab (KRAS/NRAS WT gene only)

藥品名	劑量 mg/m ²	給藥日	頻率	週期	參考文獻
Cetuximab	500 (400 → 250)	1	Q2W (QW)		12, 25

Panitumumab (KRAS/NRAS WT gene only)

藥品名	劑量 mg/m ²	給藥日	頻率	週期	參考文獻
Panitumumab	6 mg/kg	1	Q2W		26

Pembrolizumab (MSI-H)

藥品名	劑量 mg/m ²	給藥日	頻率	週期	參考文獻
Pembrolizumab	2 mg/kg	1	Q3W		29

Nivolumab (MSI-H)

藥品名	劑量 mg/m ²	給藥日	頻率	週期	參考文獻
Nivolumab	3 mg/kg	1	Q2W		30

Nivolumab (MSI-H)

藥品名	劑量 mg/m ²	給藥日	頻率	週期	參考文獻
Nivolumab	240 mg	1	Q2W		30

Nivolumab + Ipilimumab (MSI-H)

藥品名 *	劑量 mg/m ²	給藥日	頻率	週期	參考文獻
Nivolumab	3 mg/kg	1	Q3W	4	36
Ipilimumab	1 mg/kg	1	Q3W		
Followed by Nivolumab	3 mg/kg or 240 mg	1	Q2W		

Bolus or Infusional 5FU/Leucovorin

Roswell Park

藥品名	劑量 mg/m ²	給藥日	頻率	週期	參考文獻
Leucovorin	500	1, 8, 15, 22, 29, 36	Q8W		17
5-FU	500	1, 8, 15, 22, 29, 36	Q8W		

Simplified biweekly infusional 5-FU/LV (sLV5FU2)

藥品名	劑量 mg/m ²	給藥日	頻率	週期	參考文獻
Leucovorin	400	1	Q2W		8
5-FU	400	1	Q2W		
5-FU	1200*	1-2	Q2W		

Infusional 5-FU/LV (sLV5FU2) + Bevacizumab

藥品名	劑量 mg/m ²	給藥日	頻率	週期	參考文獻
Bevacizumab	5 mg/kg	1	Q2W		39
Leucovorin	400	1	Q2W		
5-FU	400	1	Q2W		
5-FU	1200	1-2	Q2W		

Weekly

藥品名	劑量 mg/m ²	給藥日	頻率	週期	參考文獻
Leucovorin	20	1	QW		18
5-FU	500	1	QW		

藥品名	劑量 mg/m ²	給藥日	頻率	週期	參考文獻
Leucovorin	500	1	QW		19
5-FU	2600	1	QW		

Second-line and other therapy ★

FOLFIRI + Ziv-aflibercept

藥品名	劑量 mg/m ²	給藥日	頻率	週期	參考文獻
Ziv-aflibercept	4 mg/kg	1	Q2W		14
Irinotecan	180	1	Q2W		
Leucovorin	400	1	Q2W		
5-FU (optional)	400	1	Q2W		
5-FU	1200*	1-2	Q2W		

* Continuous infusion for 24 hours

FOLFIRI + Ramucirumab

藥品名	劑量 mg/m ²	給藥日	頻率	週期	參考文獻
Ramucirumab	8 mg/kg	1	Q2W		15
Irinotecan	180	1	Q2W		
Leucovorin	400	1	Q2W		
5-FU (optional)	400	1	Q2W		
5-FU	1200*	1-2	Q2W		

* Continuous infusion for 24 hours

IROX

藥品名	劑量 mg/m ²	給藥日	頻率	週期	參考文獻
Oxaliplatin	85	1	Q3W		20
Irinotecan	200	1	Q3W		

Irinotecan

藥品名	劑量 mg/m ²	給藥日	頻率	週期	參考文獻
Irinotecan	125 (180) (300-350)	1, 8 (1)	Q3W (Q2W)(Q3W)		23, 24

Cetuximab + Irinotecan (KRAS/NRAS WT gene only)

藥品名	劑量 mg/m ²	給藥日	頻率	週期	參考文獻
Cetuximab	500 (400 → 250)	1	Q2W (QW)		12, 25
Irinotecan	125 (180) (300-350)	1, 8 (1)	Q3W (Q2W)(Q3W)		

Irinotecan + Panitumumab (KRAS/NRAS/BRAF WT only)

藥品名	劑量 mg/m ²	給藥日	頻率	週期	參考文獻
Panitumumab	6 mg/kg	1	Q2W		13
Irinotecan	125 (180) (300-350)	1, 8 (1)	Q3W (Q2W)(Q3W)		

Irinotecan + Ramucirumab

藥品名	劑量 mg/m ²	給藥日	頻率	週期	參考文獻
Ramucirumab	8 mg/kg	1	Q2W		15
Irinotecan	125 (180) (300-350)	1, 8 (1)	Q3W (Q2W)(Q3W)		

Irinotecan + Cetuximab + Vemurafenib (BRAF V600E mutation positive)

藥品名	劑量 mg/m ²	給藥日	頻率	週期	參考文獻
Irinotecan	180	1	Q2W		35
Cetuximab	500	1	Q2W		
Vemurafenib	960 mg PO BID	1-14	Q2W		

Regorafenib

藥品名	劑量 mg/m ²	給藥日	頻率	週期	參考文獻
Regorafenib	160 mg PO	1-21	Q4W		27

藥品名	劑量 mg/m ²	給藥日	頻率	週期	參考文獻
Regorafenib	80 → 120 → 160 mg PO	1-7 → 8-14 → 15-21	Q4W	1	35
Followed by Regorafenib	160 mg PO	1-21	Q4W		

藥品名	劑量 mg/m ²	給藥日	頻率	週期	參考文獻
UFUR	200mg PO BID/TID	1-28	Q4W		31

藥品名	劑量 mg/m ²	給藥日	頻率	週期	參考文獻
TS-1	50-75mg PO BID	1-28	Q42D		32

Trastuzumab + Pertuzumab (HER2-amplified and RAS WT)

藥品名	劑量 mg/m ²	給藥日	頻率	週期	參考文獻
Trastuzumab	8 → 6 mg/kg	1	Q3W		37
Pertuzumab	840 → 420 mg	1	Q3W		

Dabrafenib + Trametinib + Cetuximab (BRAF V600E mutation+)

藥品名	劑量 mg/m ²	給藥日	頻率	週期	參考文獻
Dabrafenib	150 mg PO BID	1-7	QW		38
Trametinib	2 mg PO QD	1-7	QW		
Cetuximab	400 → 250	1	QW		

Dabrafenib + Trametinib + Panitumumab (BRAF V600E mutation+)

藥品名	劑量 mg/m ²	給藥日	頻率	週期	參考文獻
Dabrafenib	150 mg PO BID	1-14	Q2W		38
Trametinib	2 mg PO QD	1-14	Q2W		
Panitumumab	6 mg/kg	1	Q2W		

★三院有個別版本

參考文獻

1. deGramont A, Figer A, Seymour M, et al. Leucovorin and Fluorouracil With or Without Oxaliplatin as First-Line Treatment in Advanced Colorectal Cancer. *J Clin Oncol* 2000;18:2938-2947.
2. Cheeseman SL, Joel SP, Chester JD, et al. A 'modified de Gramont' regimen of fluorouracil, alone and with oxaliplatin, for advanced colorectal cancer. *Br J Cancer* 2002;87:393-399.

3. Maindrault-Goebel F, deGramont A, Louvet C, et al. Evaluation of oxaliplatin dose intensity in bimonthly leucovorin and 48-hour 5-fluorouracil continuous infusion regimens (FOLFOX) in pretreated metastatic colorectal cancer. *Ann Oncol* 2000;11:1477-1483.
4. Emmanouilides C, Sfakiotaki G, Androulakis N, et al. Front-line Bevacizumab in combination with Oxaliplatin, Leucovorin and 5-Fluorouracil (FOLFOX) in patients with metastatic colorectal cancer: a multicenter phase II study. *BMC Cancer* 2007;7:91.
5. Douillard JY, Siena S, Cassidy J, et al. Randomized, Phase III Trial of Panitumumab With Infusional Fluorouracil, Leucovorin, and Oxaliplatin (FOLFOX4) Versus FOLFOX4 Alone As First-Line Treatment in Patients With Previously Untreated Metastatic Colorectal Cancer: The PRIME Study. *J Clin Oncol* 2010;28:4697-4705.
6. Venook AP, Niedzwiecki D, Lenz H-J, et al. CALGB/SWOG 80405: Phase III trial of irinotecan/5-FU/leucovorin (FOLFIRI) or oxaliplatin/5-FU/leucovorin (mFOLFOX6) with bevacizumab (BV) or cetuximab (CET) for patients (pts) with KRAS wild-type (wt) untreated metastatic adenocarcinoma of the colon or rectum [abstract]. *ASCO Meeting Abstracts* 2014;32:LBA3.
7. Saltz LB, Clarke S, Diaz-Rubio E, et al. Bevacizumab in Combination With Oxaliplatin-Based Chemotherapy As First-Line Therapy in Metastatic Colorectal Cancer: A Randomized Phase III Study. *J Clin Oncol* 2008;26:2013-2019.
8. Andre T, Louvet C, Maindrault-Goebel F, et al. CPT-11 (Irinotecan) addition to bimonthly, high-dose leucovorin and bolus and continuous-infusion 5-fluorouracil (FOLFIRI) for pretreated metastatic colorectal cancer. *Eur J Cancer* 1999;35(9):1343-7.
9. Fuchs CS, Marshall J, Mitchell E, et al. Randomized, Controlled Trial of Irinotecan Plus Infusional, Bolus, or Oral Fluoropyrimidines in First-Line Treatment of Metastatic Colorectal Cancer: Results From the BICC-C Study. *J Clin Oncol* 2007;25:4779-4786.
10. Heinemann V, von Weikersthal LF, Decker T, et al. FOLFIRI plus cetuximab versus FOLFIRI plus bevacizumab as first-line treatment for patients with metastatic colorectal cancer (FIRE-3): a randomised, open-label, phase 3 trial. *Lancet Oncol* 2014.
11. Cunningham D, Humblet Y, Siena S, et al. Cetuximab Monotherapy and Cetuximab plus Irinotecan in Irinotecan-Refractory Metastatic Colorectal Cancer. *N Engl J Med* 2004;351:337-345.
12. Martin-Martorell P, Rosello' S, Rodriguez-Braun E, et al. Biweekly cetuximab and irinotecan in advanced colorectal cancer 50 patients progressing after at least one previous line of chemotherapy: results of a phase II single institution trial. *Br J Cancer* 2008;99:455-458.

13. Peeters M, Prince TJ, Cervantes A, et al. Randomized Phase III Study of Panitumumab With Fluorouracil, Leucovorin, and Irinotecan (FOLFIRI) Compared With FOLFIRI Alone As Second-Line Treatment in Patients With Metastatic Colorectal Cancer. *J Clin Oncol* 2010;28:4706-4713.
14. Van Cutsem E, Tabernero J, Lakomy R, et al. Addition of Aflibercept to Fluorouracil, Leucovorin, and Irinotecan Improves Survival in a Phase III Randomized Trial in Patients With Metastatic Colorectal Cancer Previously Treated With an Oxaliplatin-Based Regimen. *J Clin Oncol* 2012;30:3499-3506.
15. Tabernero J, Yoshino T, Cohn AL, et al. Ramucirumab versus placebo in combination with second-line FOLFIRI in patients with metastatic colorectal carcinoma that progressed during or after first-line therapy with bevacizumab, oxaliplatin, and a fluoropyrimidine (RAISE): a randomized, double-blind, multicentre, phase 3 study. *Lancet Oncol* 2015;16:499-508.
16. Cunningham D, Lang I, Marcuello E, et al. Bevacizumab plus capecitabine versus capecitabine alone in elderly patients with previously untreated metastatic colorectal cancer (AVEX): an open-label, randomised phase 3 trial. *Lancet Oncol* 2013;14:1077-1085.
17. Wolmark N, Rockette H, Fisher B, et al. The benefit of leucovorin-modulated fluorouracil as postoperative adjuvant therapy for primary colon cancer: results from National Surgical Adjuvant Breast and Bowel Project protocol C-03. *J Clin Oncol* 1993;11:1879-1887.
18. Jäger E, Heike M, Bemhard H, et al. Weekly high-dose leucovorin versus low-dose leucovorin combined with fluorouracil in advanced colorectal cancer: results of a randomized multicenter trial. *J Clin Oncol* 1996;14:2274-2279.
19. Douillard JY, Cunningham D, Roth AD, et al. Irinotecan combined with fluorouracil compared with fluorouracil alone as first-line treatment for metastatic colorectal cancer: a multicentre randomised trial. *The Lancet* 2000;355:1041-47.
20. Haller DG, Rothenberg ML, Wong AO, et al. Oxaliplatin Plus Irinotecan Compared With Irinotecan Alone as Second-Line Treatment After Single-Agent Fluoropyrimidine Therapy for Metastatic Colorectal Carcinoma. *J Clin Oncol* 2008;26:4544-4550.
21. Falcone A, Ricci S, Brunetti I, et al. Phase III Trial of Infusional Fluorouracil, Leucovorin, Oxaliplatin, and Irinotecan (FOLFOXIRI) Compared With Infusional Fluorouracil, Leucovorin, and Irinotecan (FOLFIRI) As First-Line Treatment for Metastatic Colorectal Cancer: The Gruppo Oncologico Nord Ovest. *J Clin Oncol* 2007;25(13):1670-1676.

22. Cremolini C, Loupakis F, Antoniotti C, et al. FOLFOXIRI plus bevacizumab versus FOLFIRI plus bevacizumab as first-line treatment of patients with metastatic colorectal cancer: updated overall survival and molecular subgroup analyses of the open-label, phase 3 TRIBE study. *Lancet Oncol* 2015;16:1306-1315.
23. Cunningham D, Pyrhonen S, James R, et al. Randomised trial of irinotecan plus supportive care versus supportive care alone after fluorouracil failure for patients with metastatic colorectal cancer. *The Lancet* 1998;352:1413-1418.
24. Fuchs CS, Moore MR, Harker G, et al. Phase III Comparison of Two Irinotecan Dosing Regimens in Second-Line Therapy of Metastatic Colorectal Cancer. *J Clin Oncol* 2003;21:807-814.
25. Van Cutsem E, Tejpar S, Vanbeckevoort D, et al. Inpatient Cetuximab Dose Escalation in Metastatic Colorectal Cancer According to the Grade of Early Skin Reactions: The Randomized EVEREST Study. *J Clin Oncol* 2012;30:2861-2868.
26. Van Cutsem E, Peeters M, Siena S, et al. Open-Label Phase III Trial of Panitumumab Plus Best Supportive Care Compared With Best Supportive Care Alone in Patients With Chemotherapy-Refractory Metastatic Colorectal Cancer. *J Clin Oncol* 2007;25:1658-1664.
27. Grothey A, Van Cutsem E, Sobrero A, et al. Regorafenib monotherapy for previously treated metastatic colorectal cancer (CORRECT): an international, multicentre, randomised, placebo-controlled, phase 3 trial. *Lancet* 2013;381:303-312.
28. Hochster HS, Grothey A, Hart L, et al. Improved time to treatment failure with an intermittent oxaliplatin strategy: results of CONcePT. *Ann Oncol* 2014;25:1172-1178.
29. Le DT, Uram JN, Wang H, et al. PD-1 Blockade in Tumors with Mismatch-Repair Deficiency. *N Engl J Med*. Jun 25 2015;372(26):2509-2520.
30. Overman MJ, KS, McDermott RS, et al. Nivolumab {+/-} ipilimumab in treatment of patients with metastatic colorectal cancer (mCRC) with and without high microsatellite instability (MSI-H): CheckMate-142 interim results [abstract]. *ASCO Meeting Abstracts* 2016;34:3501. 2016.
31. Product Information: UFUR Capsule. tegafur, uracil oral capsules. 2015.
32. Product Information: TS-1 capsules. Tegafur, Gimeracil, Oteracil potassium oral capsules. 2015.
33. Overman MJ, Lonardi S, Wong K, et al. Durable Clinical Benefit With Nivolumab Plus Ipilimumab in DNA Mismatch Repair-Deficient/Microsatellite Instability-High Metastatic Colorectal Cancer. *J Clin Oncol* 2018;36:773-779.

34. Grande C, Quintero G, Candamio S, et al. Biweekly XELOX (capecitabine and oxaliplatin) as first-line treatment in elderly patients with metastatic colorectal cancer. *Journal of Geriatric Oncology* 2013;4: 114-121.
35. Bekaii-Saab TS, Ou F-S, Anderson DM, et al. Regorafenib dose optimization study (ReDOS): Randomized phase II trial to evaluate dosing strategies for regorafenib in refractory metastatic colorectal cancer (mCRC)-An ACCRU Network study. *J Clin Oncol* 2018;36(suppl 4S;abstr 611).
36. Grande C, Quintero G, Candamio S, et al. Biweekly XELOX (capecitabine and oxaliplatin) as first-line treatment in elderly patients with metastatic colorectal cancer. *Journal of Geriatric Oncology* 2013;4: 114-121.
37. Meric-Bernstam F, Hurwitz H, et al. Pertuzumab plus trastuzumab for HER2-amplified metastatic colorectal cancer (MyPathway): an updated report from a multicentre, open-label, phase 2a, multiple basket study. *Lancet Oncol.* 2019;20(4):518-530.
38. Atreya CE, Van Custem E, et al. Phase 1/2 study of the MEK inhibitor trametinib, BRAF inhibitor Dabrafenib, and anti-EGFR antibody Panitumumab in patients with BRAF V600E-mutated metastatic colorectal cancer. *J Clin Oncol* 2015;33(suppl; abstr 103).
39. Nakayama N, Sato A, Tanaka S, Shimada K, et al. A phase II study of bevacizumab with modified OPTIMOX1 as first-line therapy for metastatic colorectal cancer: the TCOG-GI 0802 study. *Invest New Drugs.* 2015 Aug;33(4):954-62.

《直腸癌放射治療共識》

一、治療範圍

1. 直腸腫瘤 / 低位乙狀結腸腫瘤或腫瘤原發部位
2. 骨盆腔內淋巴轉移病灶
3. 骨盆腔高風險淋巴轉移範圍

二、治療劑量 / 次數

1. 手術前放射治療，總劑量：45~50.4 Gy，分次劑量：1.8~2.0 Gy；選擇性病人，總劑量 25Gy，分次劑量：5Gy
2. 手術後放射治療，總劑量：45-54Gy，分次劑量：1.8~2.0 Gy
3. 拒絕手術或無法手術切除之放射治療，總劑量：54-60Gy，分次劑量：1.8~2.0 Gy

三、治療方式：

使用強度調控放射治療技術，包含弧形及螺旋放射規畫，可考慮搭配影像導引治療，治療選擇可使用同步照射高與低危險部位的方式或先給予整個照射部位部份劑量照射後，再針對高危險部位加強劑量。

四、參考文獻：

1. NCCN clinical practice guidelines in oncology-Rectal cancer. version 6.2020.
2. RT Elective Clinical Target Volumes in Anorectal Cancer: An RTOG Consensus Panel Contouring Atlas. Myerson R , Garofalo M , Naqa Iel , et al.
3. S. Roels, et al. Definition and delineation of the clinical target volume for rectal cancer. Int J Oncol Biol Phys 2006; 65: 1129-1142
4. Sauer R, Liersch T, Merkel S, et al. Preoperatorative Versus postoperative Chemoradiotherapy for Locally Advanced Rectal Cancer: Results of the German CAO/ARO/AIO-94 Randomized Phase III Trial After a Median Follow-UP of 11 Years. J Clin Oncol 2012; 30: 1926-19335.