

# 頭頸癌診療指引

## 一、參與討論同仁

|      |        |        |
|------|--------|--------|
| 附設醫院 | 吳家佑醫師  | 丁禮莉醫師  |
|      | 陳盛鈺醫師  | 陳彥均醫師  |
|      | 林家伶個管師 |        |
| 萬芳醫院 | 吳正友醫師  | 殷碩韓個管師 |
| 雙和醫院 | 蔡若婷醫師  | 鄭偉宏醫師  |
|      | 何豫涵個管師 |        |

二、討論日期：111 年 11 月 25 日

三、校稿人員：陳彥均醫師

### 111 年版

- 《 口腔癌診療指引共識 -1.2 》
- 《 下咽癌診療指引共識 -1.2.3 》
- 《 喉癌診療指引共識 -1.2.3 》

**修正：**

病理 ( 為主 ) 或影像發現殘存腫瘤 \*

**新增：**\* 病理 ( 為主 ) 或影像發現

- 《 口腔癌診療指引共識檢查內容 》

**修正：**

必要檢查

- 上消化道鏡 ( 如果有吸菸或 / 和喝酒 )

選擇性檢查

- 語言及吞嚥評估

### 112 年修訂版

- 《 口腔癌診療指引共識 -1 》
- 《 下咽癌診療指引共識 -1.2.3 》
- 《 口咽癌診療指引共識 -1.2 》
- 《 喉癌診療指引共識 -1.2.3 》

**修正：**

lymphatic invasion 為 lymphovascular invasion

- 《 口腔癌診療指引共識檢查內容 》

**修正：**

必要檢查

- 上消化道鏡 ( 如果有吸菸或 喝酒 )

- 《 口腔癌診療指引共識 -1 》

**修正：**

lymphatic invasion 為 lymphovascular invasion

- 《 口腔癌診療指引共識 -2 》

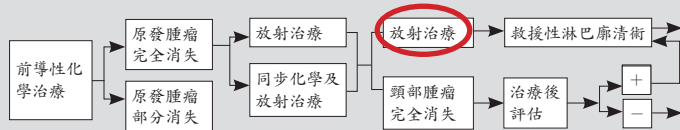
**修正：**

誘導性化學治療為前誘導性化學治療並條列式呈現

1. 前導性化學治療加放射線治療 ± 輔助性化學治療  
或
2. 前導性化學治療加同步化學加放射線 ± 輔助性化學治療

## 111 年版

## 112 年修訂版



修正：放射治療為頸部殘存腫瘤

《下咽癌診療指引共識 -3》

修正：

1. 無法切除或 不適合手術 -> 保留器官 修改為器官保留療法。
2. 條列式呈現「1. 放射治療或 2. 同步化學及放射治療或 3. 同步標靶及放射治療或 4. 前導性化學治療及放射治療或 5 前導性化學治療及同步化學及放射治療或 6. 臨床試驗」。

《喉癌診療指引共識 -1》

修正：

必要檢查  
上消化道鏡 (如果有吸菸或 喝酒)

《喉癌診療指引共識 -3》

修正：

「無法切除或不適合手術」後「保留 器官」修改為「器官保留療法」。

《口咽癌診療指引共識 -1》

修正：病理 (為主) 或影像發現殘存腫瘤 \* 臨床分期：T1-2, N0-1 or T0-2, N1

新增：\* 病理 (為主) 或影像發現

《口咽癌診療指引共識 -1》

修正：lymphatic invasion 為 lymphovascular invasion

## 111 年版

《鼻咽癌診療指引共識 -1》

**修正：**

臨床分期：T1,N1-3;T2-T4, any N

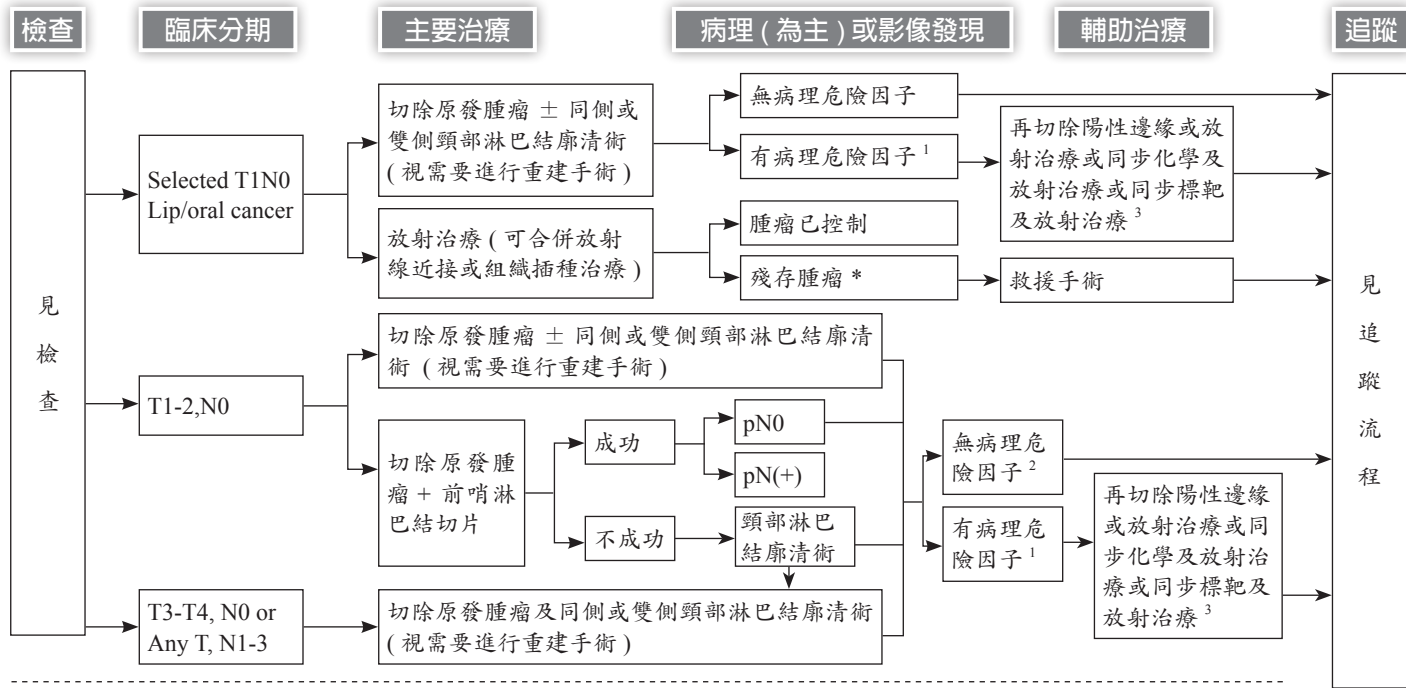
## 112 年修訂版

《口咽癌診療指引共識 -2》

**修正：**

1. 同步化學及放射治療或
2. 前導性化學治療 + 同步化學及放射治療 或
3. 同步標靶及放射線治療

# 《 口腔癌診療指引共識 -1 》



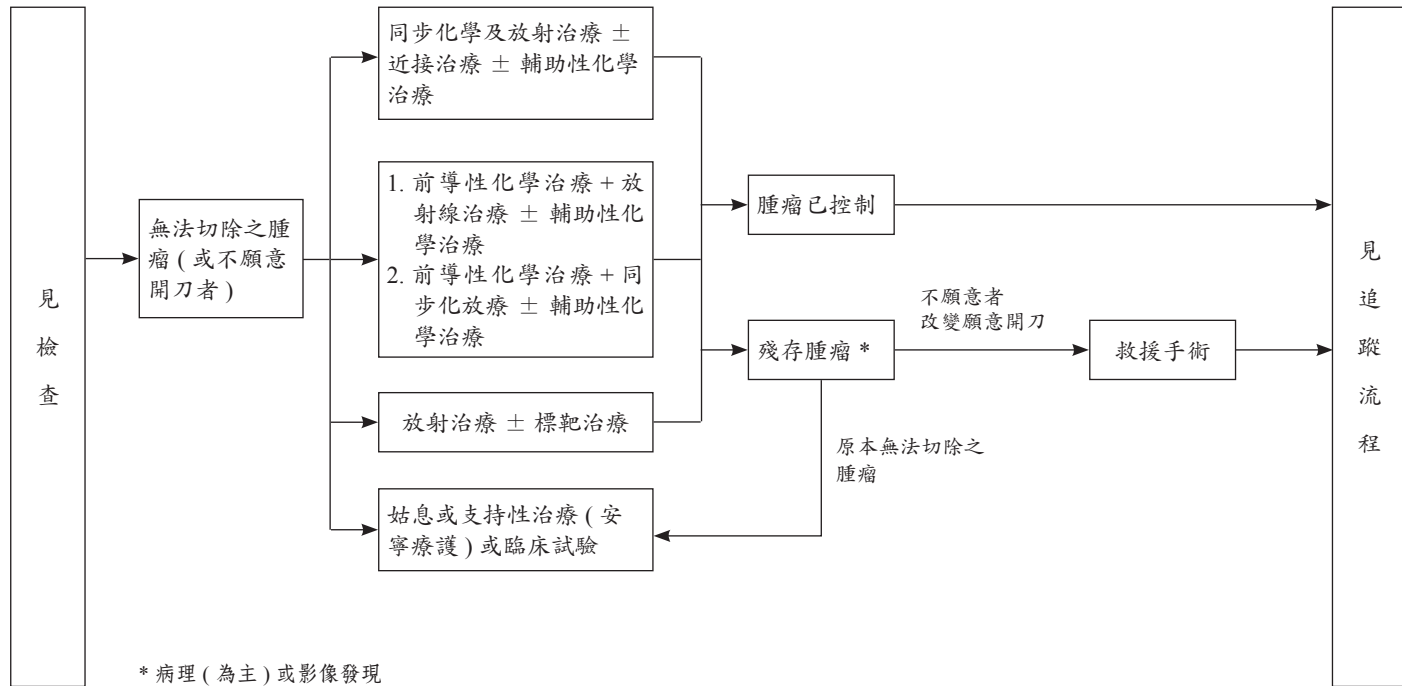
\* 病理 (為主) 或影像發現

\*1 病理危險因子：手術邊緣殘存腫瘤、淋巴囊外擴散、第二或第三級淋巴轉移 (N2 or N3 nodal disease)、第三或第四級腫瘤 (pT3 or pT4 primary)、第四或第五區淋巴結轉移 (nodal disease in Levels IV or V)、血管淋巴管侵犯、神經旁侵犯 (註)、Type V - WPOI

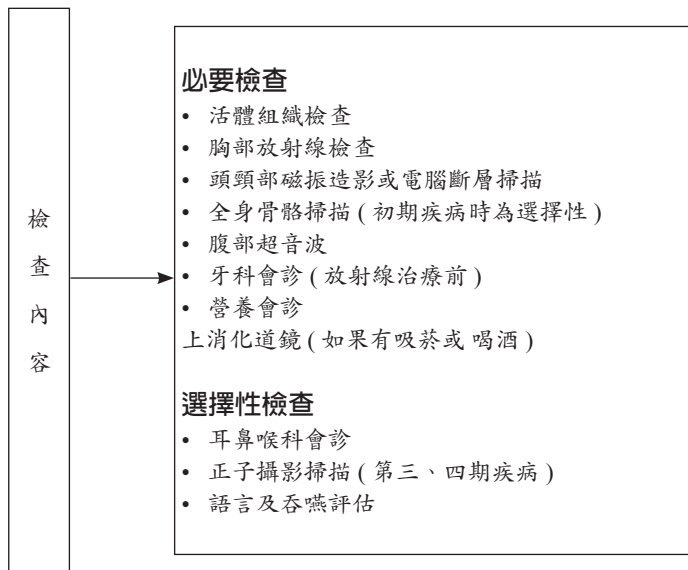
\*2 無病理危險因子：T1-T2, N1 → 觀察或放射線治療 註：在 T1-T2 若只有單一此項危險因子為選擇性治療

\*3 對於手術切除邊緣仍有腫瘤細胞，如果可能，考慮再切除以達到邊緣無腫瘤。

檢查      臨床分期      主要治療      病理 (為主) 或影像發現      輔助治療      追蹤



## 《 口腔癌診療指引共識檢查內容 》



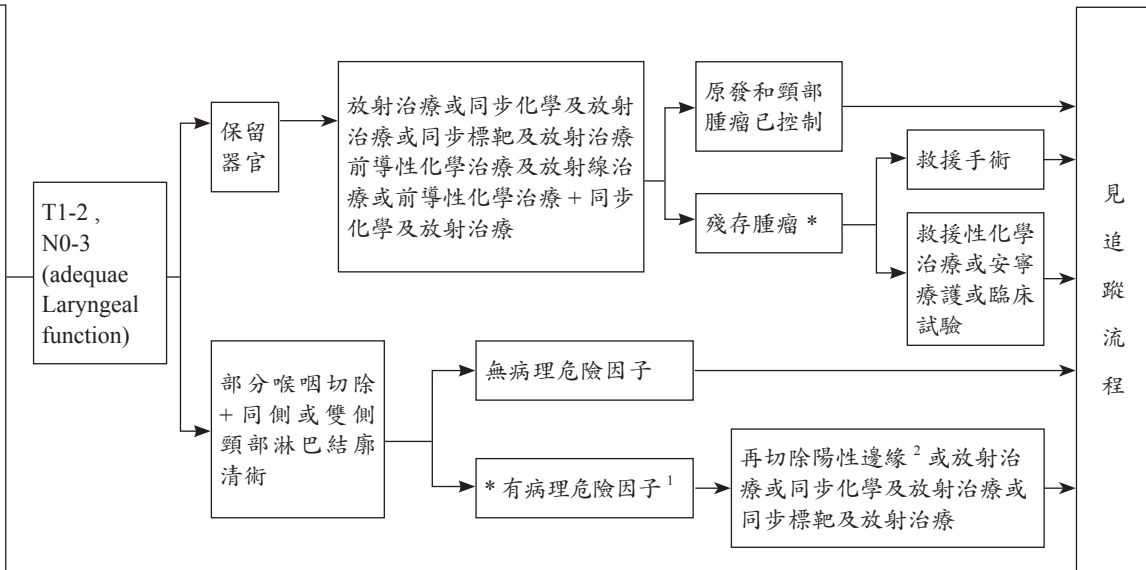


## 必要檢查

- 活體組織檢查
- 喉鏡
- 胸部放射線檢查
- 頭頸部磁共振造影
- 或電腦斷層掃描
- 全身骨骼掃描 (初期疾病時為選擇性)
- 腹部超音波
- 上消化道鏡 ((如果有吸菸或喝酒)
- 牙科會診 (放射線治療前)
- 營養會診
- 語言及吞嚥評估

## 選擇性檢查

- 正子攝影掃描 (第三、四期疾病)
- 支氣管鏡
- 聽力測量
- 肺功能檢查 (advanced T status is indicated)



\* LN ≥ 6cm 或 central necrosis 先行性頸部淋巴結廓清術→同步化學及放射治療或同步標靶及放射治療

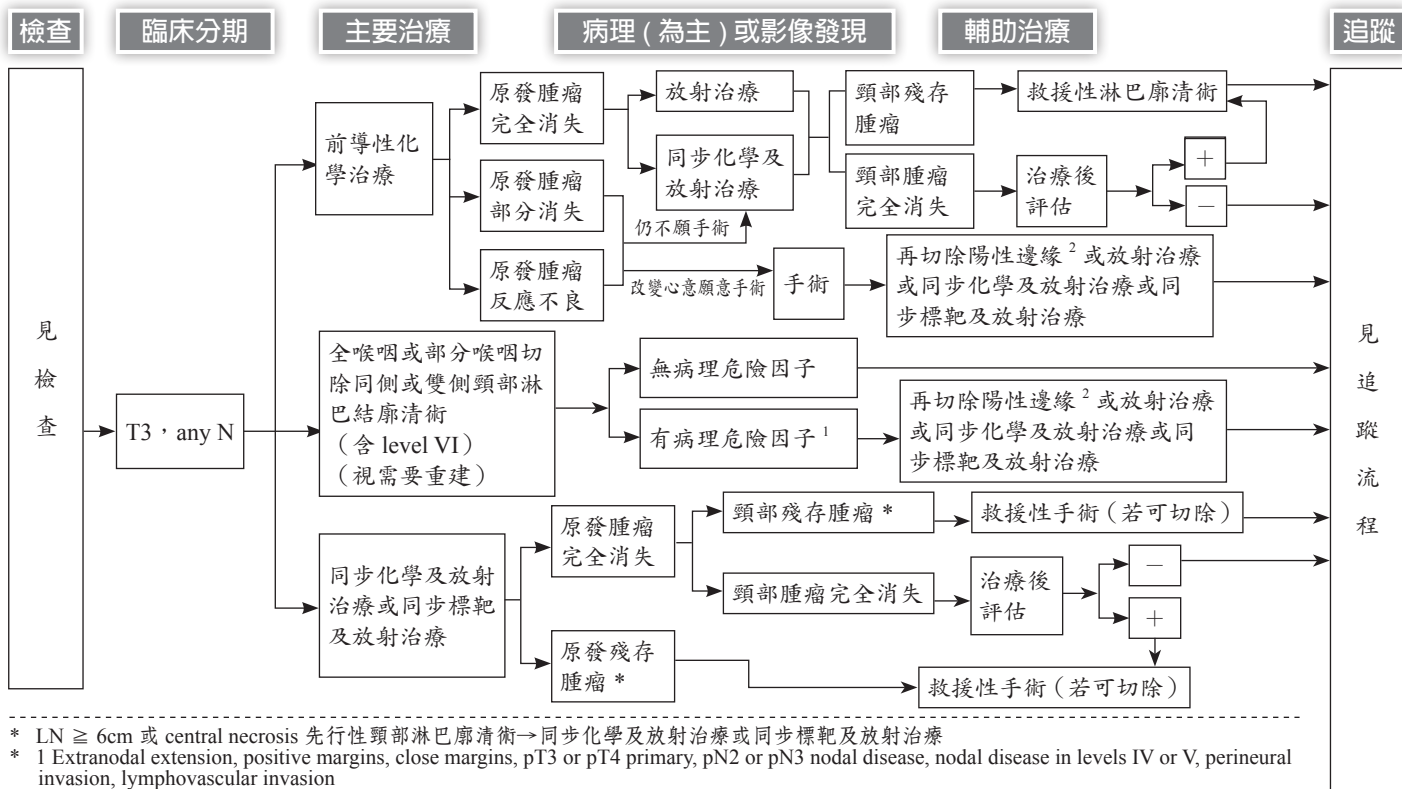
\* 1 Extranodal extension, positive margins, close margins, pT3 or pT4 primary, pN2 or pN3 nodal disease, nodal disease in levels IV or V, perineural invasion, lymphovascular invasion

\* 2 consider re-resection to achieve negative margins for positive resection margins if feasible

\* 病理 (為主) 或影像發現



## 《下咽癌診療指引共識 -2》



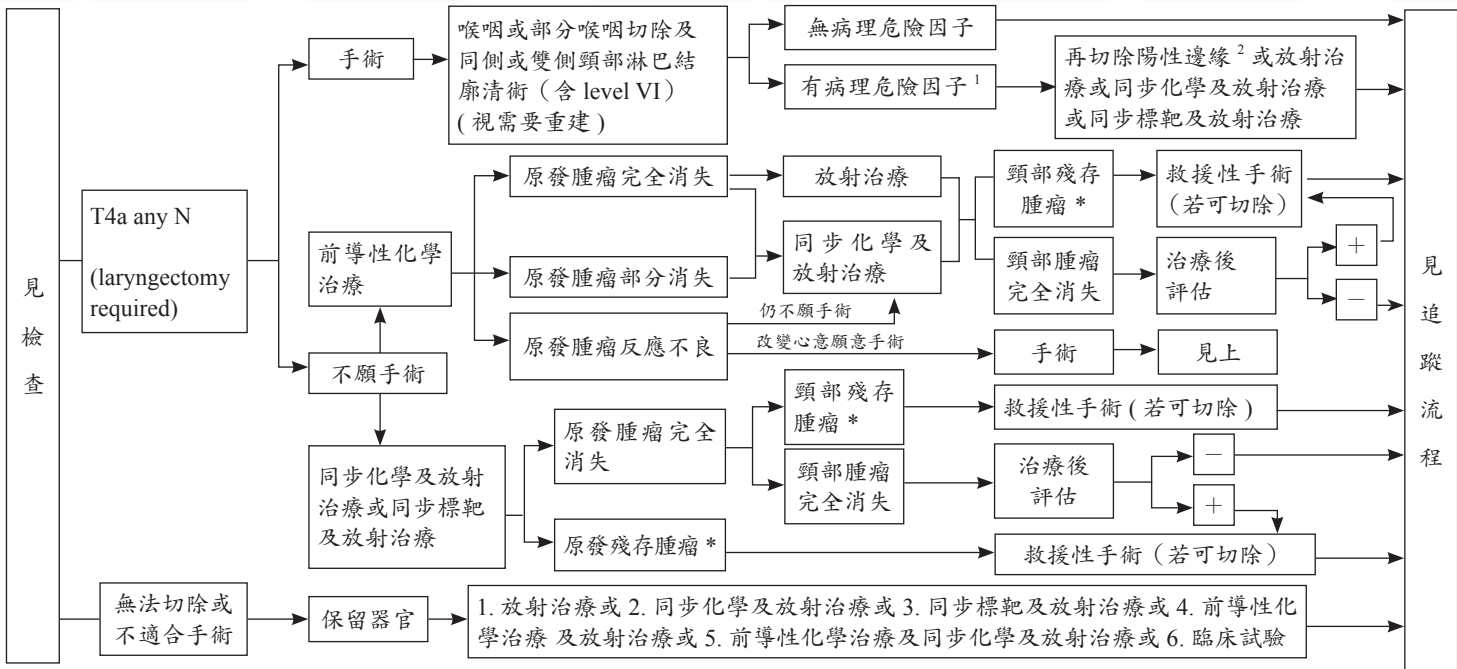
\* LN ≥ 6cm 或 central necrosis 先行性頸部淋巴廓清術 → 同步化學及放射治療或同步標靶及放射治療

\* 1 Extranodal extension, positive margins, close margins, pT3 or pT4 primary, pN2 or pN3 nodal disease, nodal disease in levels IV or V, perineural invasion, lymphovascular invasion

\* 2 consider re-resection to achieve negative margins for positive resection margins if feasible

\* 病理 (為主) 或影像發現

檢查      臨床分期      主要治療      初步治療      病理 (為主) 或影像發現      輔助治療      追蹤

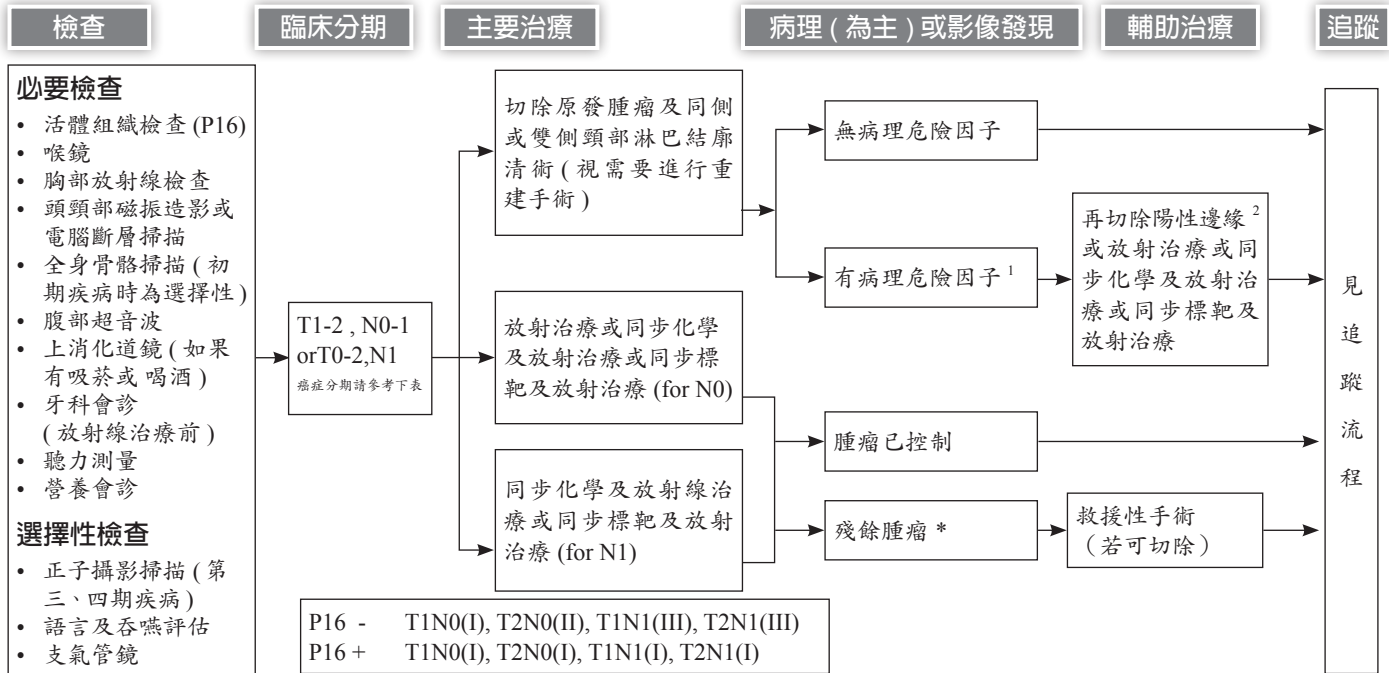


《下咽癌診療指引共識 3》

癌症診療指引

\* LN ≥ 6cm 或 central necrosis 先行性頸部淋巴廓清術→同步化學及放射治療或同步標靶及放射治療  
 \* 1 Extranodal extension, positive margins, close margins, pT3 or pT4 primary, pN2 or pN3 nodal disease, nodal disease in levels IV or V, perineural invasion, lymphovascular invasion 2 consider re-resection to achieve negative margins for positive resection margins if feasible  
 \* 病理 (為主) 或影像發現

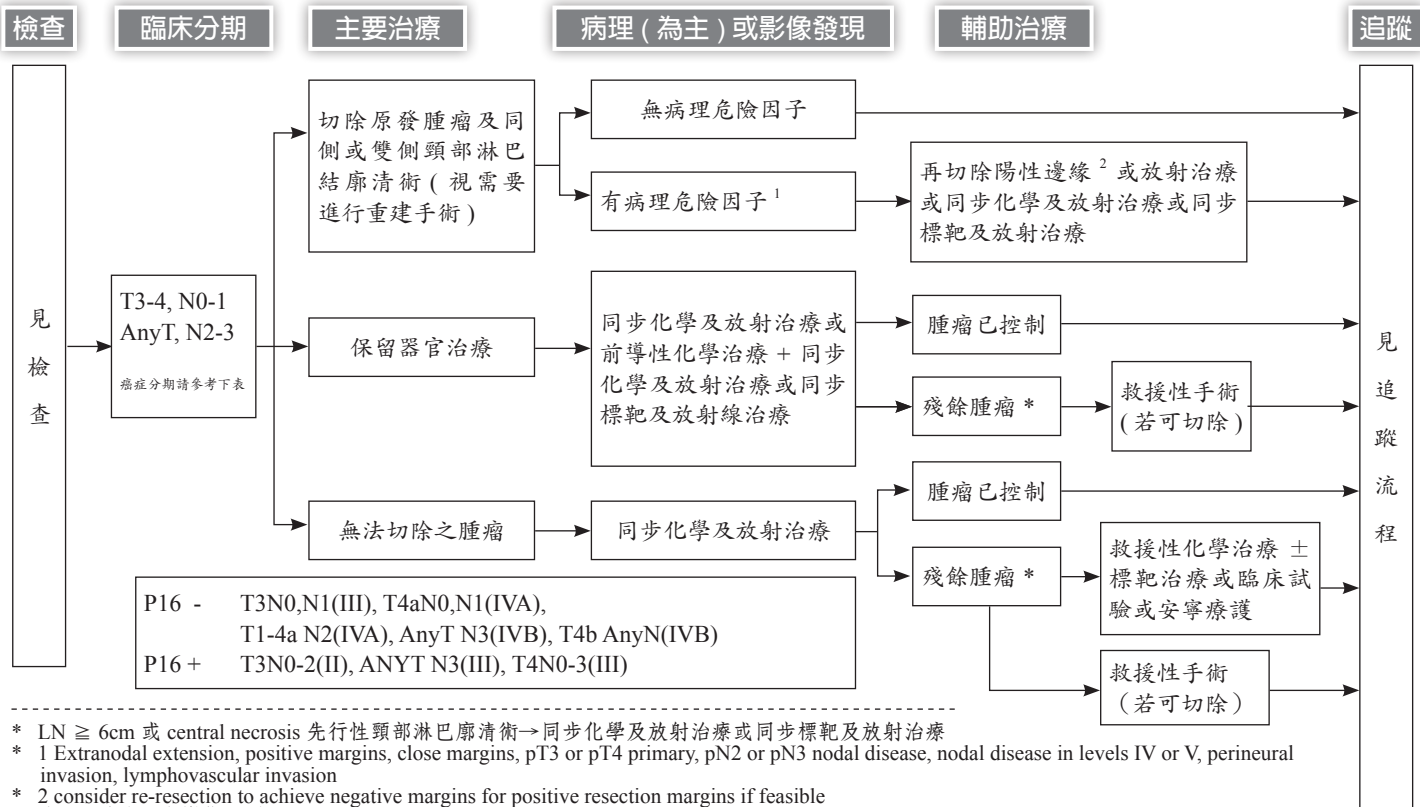
# 《口咽癌診療指引共識 -1》



\* LN ≥ 6cm 或 central necrosis 先行性頸部淋巴廓清術→同步化學及放射治療或同步標靶及放射治療

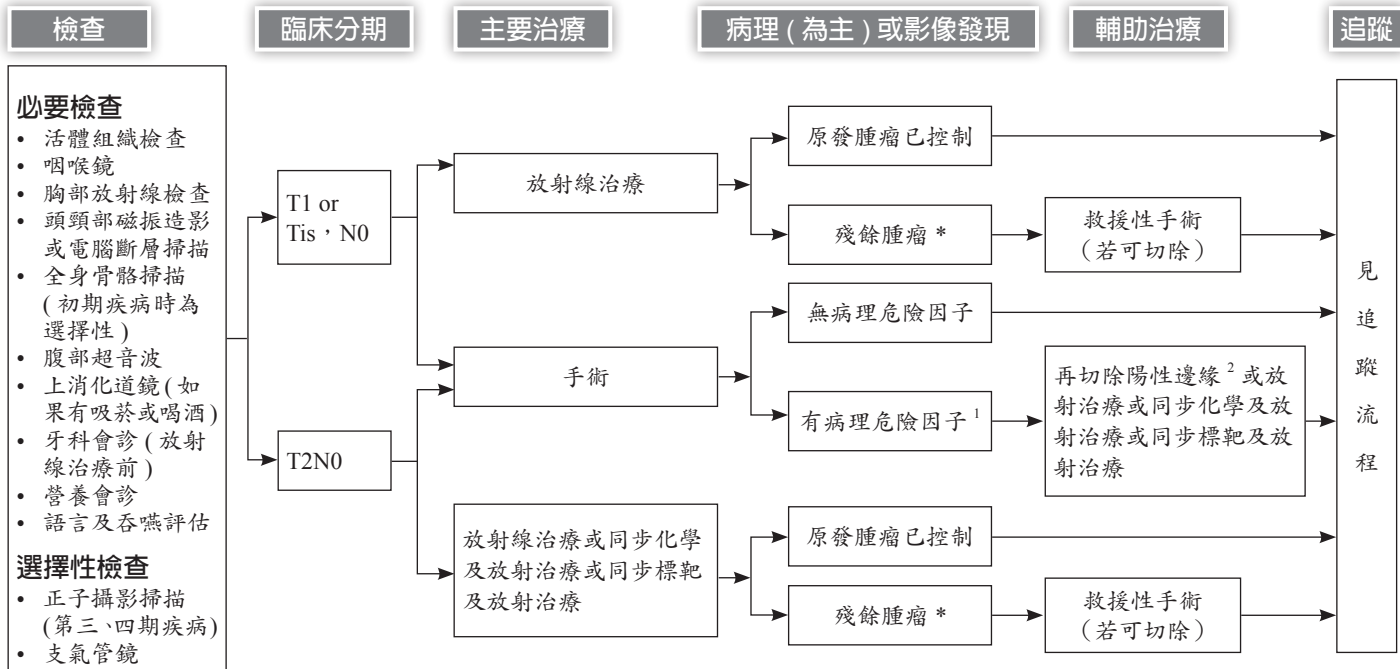
\* 1 Extranodal extension, positive margins, close margins, pT3 or pT4 primary, pN2 or pN3 nodal disease, nodal disease in levels IV or V, perineural invasion, lymphovascular invasion 2 consider re-resection to achieve negative margins for positive resection margins if feasible

\* 病理 (為主) 或影像發現



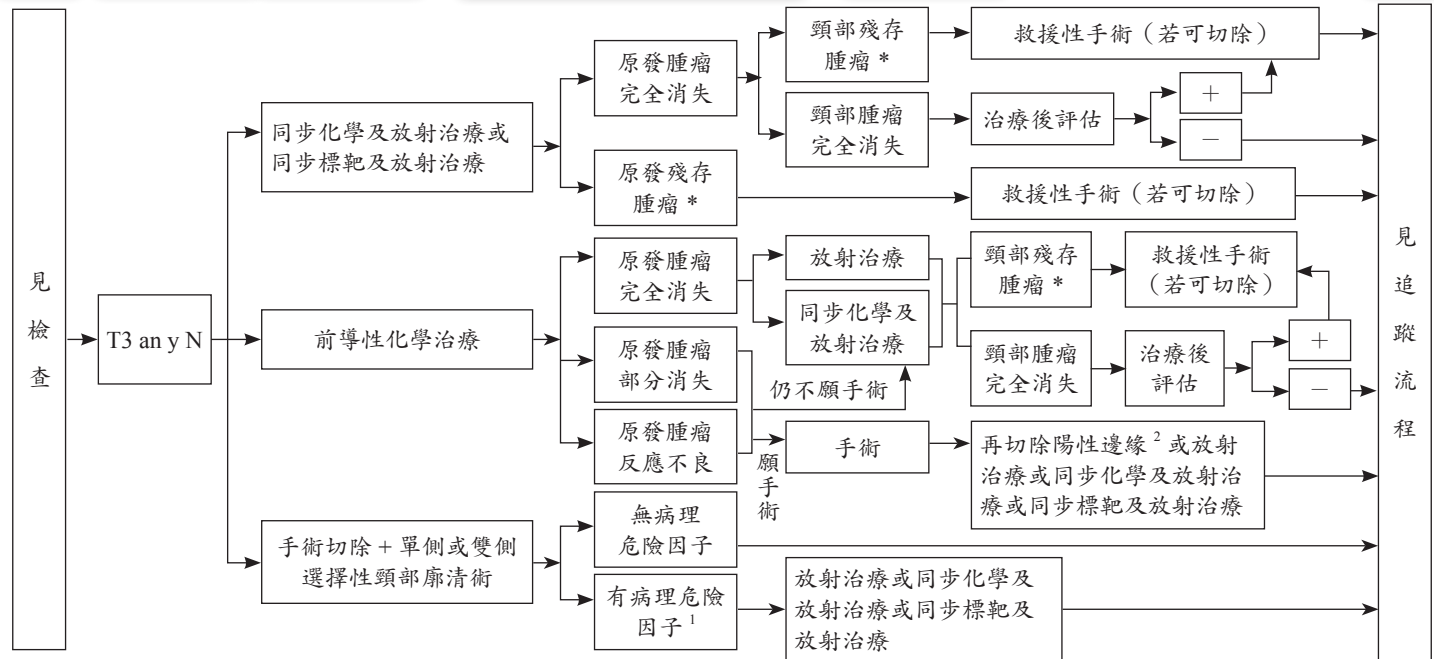
\* LN ≥ 6cm 或 central necrosis 先行性頸部淋巴廓清術 → 同步化學及放射治療或同步標靶及放射治療  
 \* 1 Extranodal extension, positive margins, close margins, pT3 or pT4 primary, pN2 or pN3 nodal disease, nodal disease in levels IV or V, perineural invasion, lymphovascular invasion  
 \* 2 consider re-resection to achieve negative margins for positive resection margins if feasible  
 \* 病理 (為主) 或影像發現

# 《 喉癌診療指引共識 -1 》



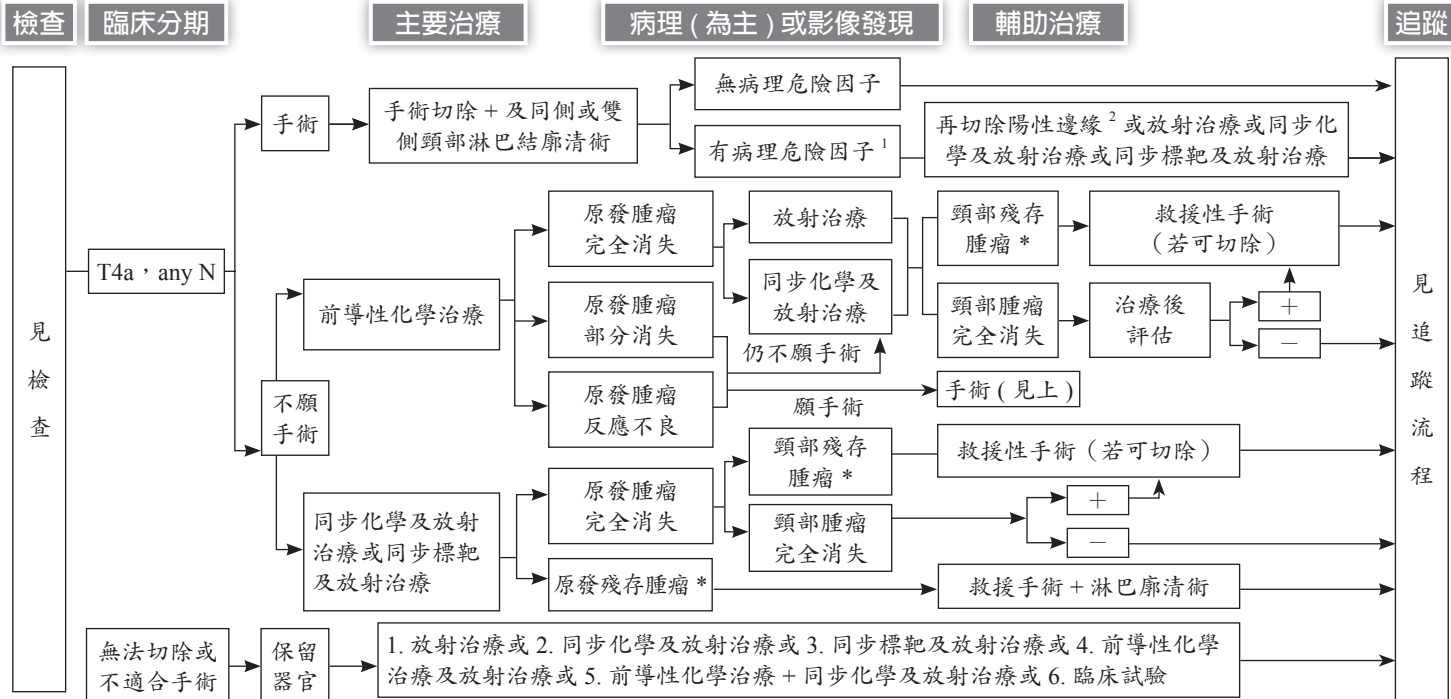
\* LN ≥ 6cm 或 central necrosis 先行性頸部淋巴廓清術→同步化學及放射治療或同步標靶及放射治療  
 \* 1 Extranodal extension, positive margins, close margins, pT3 or pT4 primary, pN2 or pN3 nodal disease, nodal disease in levels IV or V, perineural invasion, lymphovascular invasion  
 \* 2 consider re-resection to achieve negative margins for positive resection margins if feasible  
 \* 病理 (為主) 或影像發現

檢查      臨床分期      主要治療      病理 (為主) 或影像發現      輔助治療      追蹤



\* LN ≥ 6cm 或 central necrosis 先行性頸部淋巴廓清術→同步化學及放射治療或同步標靶及放射治療  
 \* 1 Extranodal extension, positive margins, close margins, pT3 or pT4 primary, pN2 or pN3 nodal disease, nodal disease in levels IV or V, perineural invasion, lymphovascular invasion  
 \* 2 consider re-resection to achieve negative margins for positive resection margins if feasible  
 \* 病理 (為主) 或影像發現

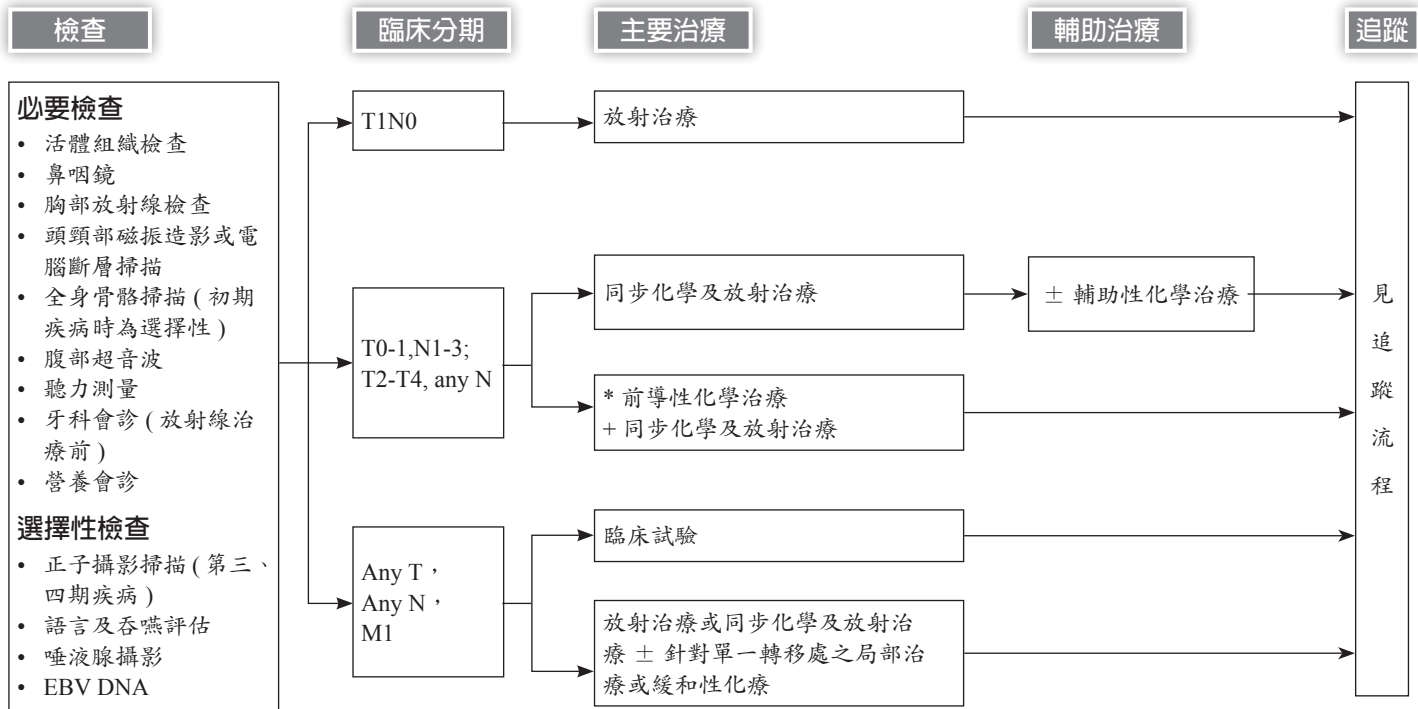
## 《喉癌診療指引共識 -3》



\* LN ≥ 6cm 或 central necrosis 先行性頸部淋巴廓清術→同步化學及放射治療或同步標靶及放射治療

\* 1 Extranodal extension, positive margins, close margins, pT3 or pT4 primary, pN2 or pN3 nodal disease, nodal disease in levels IV or V, perineural invasion, lymphovascular invasion 2 consider re-resection to achieve negative margins for positive resection margins if feasible

\* 病理 (為主) 或影像發現



\* 僅 T4 or N3 可建議行前導性化學治療



## 《頭頸癌診療指引追蹤流程》

### 臨床追蹤頻率

- 治療後一年內，每個月追蹤一次
- 治療後第二年，每二到三個月追蹤一次
- 治療後第三年，每三個月追蹤一次
- 治療後第四、五年，每六個月追蹤一次

### 頭頸部磁共振造影或電腦斷層掃描

- 治療完成後3年內建議每3-6個月一次
- 治療完成後3年以後建議6-12個月一次

### 腹部超音波

- 治療完成後3年內建議每3-6個月一次
- 治療完成後3年以後建議6-12個月一次

### 正子攝影掃描及全身骨骼掃描及上消化道鏡檢查

- 臨床上必要時

## 《參考文獻》

1. Al-Sarrf M, LeBlanc M, Giri PG, et al. Chemotherapy versus radiotherapy in patients with advanced nasopharyngeal cancer : phase III randomized Intergroup study 0099. J Clin Oncol 1998; 16:1310-1317. Wee J, Tan EH, Tai BC, et al. Randomized trial of radiotherapy versus concurrent chemoradiotherapy followed by adjuvant chemotherapy in patients with American Joint Committee on Cancer/International Union against cancer stage III and IV nasopharyngeal cancer of the endemic variety. J Clin Oncol 2005; 23 : 6730-6738.
2. Bernier J, Cooper JS, Pajuk TF, et al. Defining risk levels in locally advanced head and neck cancers : A comparative analysis of concurrent postoperative radiation plus chemotherapy trials of the EORTC (#22931) and RTOG (#9501). Head Neck 2005; 27: 843-850.
3. Bernier J, Dommenege C, Ozsahin M et al. Postoperative irradiation with or without concomitant chemotherapy for locally advanced head and neck cancer. N Engl J Med 2004; 350:1945-1952.
4. Budach W, Hehr T, Budach V, et al. A meta-analysis of hyperfractionated and accelerated radiotherapy and combined chemotherapy and radiotherapy regimens in unresected locally advanced squamous cell carcinoma of the head and neck. BMC Cancer 2006; 6 : 28-38.
5. Chan AT, Leung SF, Ngan RK, et al. Overall survival after concurrent cisplatin-radiotherapy compared with radiotherapy alone in locoregionally advanced nasopharyngeal carcinoma. J Natl Cancer Inst 2005; 97: 536-539.
6. Chan AT, Hsu M-M, Goh BC, et al. Multicenter, phase II study of cetuximab in combination with carboplatin in patients with recurrent or metastatic nasopharyngeal carcinoma. J Clin Oncol 2005; 23: 3568-3576.
7. Cooper JS, Pajak TF, Forastiere AA et al. Postoperative concurrent radiotherapy and chemotherapy for high-risk squamous-cell carcinoma of the head and neck. N Engl J Med 2004; 350(19) : 1937-1944.
8. Hartford AC, Palosca MG, Eichler TJ, et al. American Society for Therapeutic Radiology and Oncology (ASTRO) and

American College of Radiology (ACR) Practice Guidelines for Intensity-Modulated Radiation Therapy (IMRT). Int J Radiat Oncol Biol Phys 2009; 73: 9-14.

9. NCCN Head and Neck Cancer Guidelines Version 2, 2022.

## 《頭頸癌抗癌藥物治療指引》

### Squamous Cell Cancers

Lip, Oral Cavity, Oropharynx, Hypopharynx, Glottic Larynx, Supraglottic Larynx, Ethmoid Sinus, Maxillary Sinus, Occult Primary

#### Primary Systemic Therapy + Concurrent Radiotherapy

| 藥品名       | 劑量 mg/m <sup>2</sup> | 給藥日 | 頻率  | 週期        | 參考文獻 |
|-----------|----------------------|-----|-----|-----------|------|
| Cisplatin | 100                  | 1   | Q3W | 3 with RT | 1, 2 |

| 藥品名       | 劑量 mg/m <sup>2</sup> | 給藥日 | 頻率 | 週期 | 參考文獻 |
|-----------|----------------------|-----|----|----|------|
| Cetuximab | 400* → 250           | 1   | QW | 8  | 3    |

\*1<sup>st</sup> dose 400 mg/m<sup>2</sup> then followed by 250 mg/m<sup>2</sup>

| 藥品名         | 劑量 mg/m <sup>2</sup> | 給藥日 | 頻率  | 週期        | 參考文獻 |
|-------------|----------------------|-----|-----|-----------|------|
| Carboplatin | 70                   | 1-4 | Q3W | 3 with RT | 4    |
| 5-FU        | 600                  | 1-4 | Q3W | 3 with RT |      |

| 藥品名         | 劑量 mg/m <sup>2</sup> | 給藥日 | 頻率  | 週期        | 參考文獻 |
|-------------|----------------------|-----|-----|-----------|------|
| Carboplatin | 70                   | 1-5 | Q4W | 2 with RT | 5    |
| 5-FU        | 600                  | 1-5 | Q4W | 2 with RT |      |

| 藥品名 *       | 劑量 mg/m <sup>2</sup> | 給藥日      | 頻率  | 週期        | 參考文獻 |
|-------------|----------------------|----------|-----|-----------|------|
| 5-FU        | 800                  | 1-5      | Q2W | 6 with RT | 6    |
| Hydroxyurea | 1g PO Q12H           | 11 doses | Q2W | 6 with RT |      |

| 藥品名        | 劑量 mg/m <sup>2</sup> | 給藥日 | 頻率 | 週期 | 參考文獻 |
|------------|----------------------|-----|----|----|------|
| Paclitaxel | 30                   | 1   | QW | 7  | 6    |
| Cisplatin  | 20                   | 2   | QW | 7  |      |

| 藥品名        | 劑量 mg/m <sup>2</sup> | 給藥日 | 頻率  | 週期    | 參考文獻 |
|------------|----------------------|-----|-----|-------|------|
| Paclitaxel | 175                  | 1   | Q3W | Min 6 | 18   |
| Cisplatin  | 75                   | 1   | Q3W | Min 6 |      |

| 藥品名       | 劑量 mg/m <sup>2</sup> | 給藥日 | 頻率  | 週期        | 參考文獻 |
|-----------|----------------------|-----|-----|-----------|------|
| Cisplatin | 100                  | 1   | Q3W | 3 with RT | 7    |
| 5-FU      | 1000*                | 1-5 | Q3W | 3 with RT |      |

\*Continuous infusion

| 藥品名       | 劑量 mg/m <sup>2</sup> | 給藥日 | 頻率  | 週期        | 參考文獻 |
|-----------|----------------------|-----|-----|-----------|------|
| Cisplatin | 60                   | 1   | Q2W | 7 with RT | 7    |
| 5-FU      | 800*                 | 1-5 | Q2W | 7 with RT |      |

\*Continuous infusion

| 藥品名       | 劑量 mg/m <sup>2</sup> | 給藥日 | 頻率  | 週期        | 參考文獻 |
|-----------|----------------------|-----|-----|-----------|------|
| Cisplatin | 5*                   | 1-4 | Q4W | 2 with RT | 19   |
| 5-FU      | 250*                 | 1-4 | Q4W | 2 with RT |      |

\*Continuous infusion

| 藥品名       | 劑量 mg/m <sup>2</sup> | 給藥日 | 頻率  | 週期    | 參考文獻 |
|-----------|----------------------|-----|-----|-------|------|
| Cisplatin | 100                  | 1   | Q3W | Min 6 | 18   |
| 5-FU      | 1000*                | 1-4 | Q3W | Min 6 |      |

\*Continuous infusion

| 藥品名         | 劑量 mg/m <sup>2</sup> | 給藥日 | 頻率 | 週期 | 參考文獻 |
|-------------|----------------------|-----|----|----|------|
| Carboplatin | 100                  | 1   | QW | 8  | 8    |
| Paclitaxel  | 45                   | 1   | QW | 8  |      |

| 藥品名       | 劑量 mg/m <sup>2</sup> | 給藥日 | 頻率 | 週期 | 參考文獻  |
|-----------|----------------------|-----|----|----|-------|
| Cisplatin | 40                   | 1   | QW | 4  | 9, 10 |

| 藥品名         | 劑量 mg/m <sup>2</sup> | 給藥日 | 頻率 | 週期        | 參考文獻 |
|-------------|----------------------|-----|----|-----------|------|
| Carboplatin | 25                   | 1-5 | QW | 5 with RT | 16   |

| 藥品名        | 劑量 mg/m <sup>2</sup> | 給藥日  | 頻率  | 週期 | 參考文獻 |
|------------|----------------------|------|-----|----|------|
| Cisplatin  | 50                   | 1    | Q2W | 6  | 30   |
| UFUR       | 800 mg* PO QD        | 1-14 | Q2W | 6  |      |
| Leucovorin | 60 mg PO QD          | 1-14 | Q2W | 6  |      |

\*Or 300 mg/m<sup>2</sup>

### Postoperative Chemoradiation

| 藥品名       | 劑量 mg/m <sup>2</sup> | 給藥日 | 頻率  | 週期        | 參考文獻          |
|-----------|----------------------|-----|-----|-----------|---------------|
| Cisplatin | 75-100               | 1   | Q3W | 3 with RT | 11-13, 15, 31 |

| 藥品名       | 劑量 mg/m <sup>2</sup> | 給藥日 | 頻率 | 週期 | 參考文獻   |
|-----------|----------------------|-----|----|----|--------|
| Cisplatin | 30*                  | 1   | QW | 6  | 14, 31 |

\*50 mg for 7-9 cycles with RT

| 藥品名       | 劑量 mg/m <sup>2</sup> | 給藥日 | 頻率 | 週期 | 參考文獻 |
|-----------|----------------------|-----|----|----|------|
| Cetuximab | 400* → 250           | 1   | QW | #  | 20   |
| Cisplatin | 30                   | 1   | QW | #  |      |

\*1<sup>st</sup> dose 400 mg/m<sup>2</sup> then followed by 250 mg/m<sup>2</sup>  
#1<sup>st</sup> cycle before RT and continued cycles during RT

| 藥品名       | 劑量 mg/m <sup>2</sup> | 給藥日 | 頻率 | 週期 | 參考文獻 |
|-----------|----------------------|-----|----|----|------|
| Cetuximab | 400* → 250           | 1   | QW | #  | 20   |
| Docetaxel | 15                   | 1   | QW | #  |      |

\*1<sup>st</sup> dose 400 mg/m<sup>2</sup> then followed by 250 mg/m<sup>2</sup>  
#1<sup>st</sup> cycle before RT and continued cycles during RT

**Induction/Sequential Chemotherapy**

| 藥品名       | 劑量 mg/m <sup>2</sup> | 給藥日 | 頻率  | 週期  | 參考文獻   |
|-----------|----------------------|-----|-----|-----|--------|
| Docetaxel | 75                   | 1   | Q3W | 3-4 | 22, 24 |
| Cisplatin | 75                   | 1   | Q3W | 3-4 |        |
| 5-FU      | 750                  | 1-5 | Q3W | 3-4 |        |

| 藥品名       | 劑量 mg/m <sup>2</sup> | 給藥日              | 頻率  | 週期 | 參考文獻 |
|-----------|----------------------|------------------|-----|----|------|
| Docetaxel | 75                   | 1                | Q3W | 3  | 23   |
| Cisplatin | 100                  | 1                | Q3W | 3  |      |
| 5-FU      | 1000*                | 1-4 <sup>#</sup> | Q3W | 3  |      |

\*Continuous infusion for 24 h

<sup>#</sup>May extend to day 5 if tolerable

| 藥品名        | 劑量 mg/m <sup>2</sup> | 給藥日 | 頻率  | 週期 | 參考文獻 |
|------------|----------------------|-----|-----|----|------|
| Paclitaxel | 175                  | 1   | Q3W | 3  | 25   |
| Cisplatin  | 100                  | 2   | Q3W | 3  |      |
| 5-FU       | 500                  | 2-6 | Q3W | 3  |      |



Following induction, agents to be used with concurrent chemoradiation typically include weekly carboplatin or cisplatin or cetuximab

| 藥品名       | 劑量 mg/m <sup>2</sup> | 給藥日 | 頻率 | 週期        | 參考文獻 |
|-----------|----------------------|-----|----|-----------|------|
| Cisplatin | 100                  | 1   | QW | 6 with RT | 26   |

| 藥品名         | 劑量 mg/m <sup>2</sup> | 給藥日 | 頻率 | 週期 | 參考文獻 |
|-------------|----------------------|-----|----|----|------|
| Carboplatin | AUC 1.5              | 1   | QW | 7  | 27   |

| 藥品名       | 劑量 mg/m <sup>2</sup> | 給藥日 | 頻率 | 週期        | 參考文獻 |
|-----------|----------------------|-----|----|-----------|------|
| Cetuximab | 400* → 250           | 1   | QW | 7 with RT | 28   |

\*1<sup>st</sup> dose 400 mg/m<sup>2</sup> then followed by 250 mg/m<sup>2</sup>

| 藥品名        | 劑量 mg/m <sup>2</sup> | 給藥日  | 頻率  | 週期 | 參考文獻 |
|------------|----------------------|------|-----|----|------|
| Cisplatin  | 50                   | 1    | Q2W | 6  | 29   |
| UFUR       | 800 mg* PO QD        | 1-14 | Q2W |    |      |
| Leucovorin | 60 mg PO QD          | 1-14 | Q2W |    |      |

\*Or 300 mg/m<sup>2</sup>

\*三院有個別版本

## 參考文獻

1. Forastiere AA, Zhang Q, Weber RS, et al. Long-term results of radiotherapyOG 91-11: a comparison of three nonsurgical treatment strategies to preserve the larynx in patients with locally advanced larynx cancer. *J Clin Oncol* 2013;31:845-852.
2. Adelstein DJ, Li Y, Adams GL, et al. An intergroup phase III comparison of standard radiation therapy and two schedules of concurrent chemoradiotherapy in patients with unresectable squamous cell head and neck cancer. *J Clin Oncol* 2003;21(1):92-98.
3. Bonner JA, Harari PM, Giralt J, et al. Radiotherapy plus cetuximab for locoregionally advanced head and neck cancer: 5-year survival data from a phase 3 randomised trial, and relation between cetuximab-induced rash and survival. *Lancet Oncol* 2010;11:21-28.
4. Denis F, Garaud P, Bardet E, et al. Final results of the 94-01 French Head and Neck Oncology and Radiotherapy Group randomized trial comparing radiotherapy alonewith concomitant radiochemotherapy in advanced-stage oropharynx carcinoma. *J Clin Oncol* 2004;22:69-76.
5. Bourhis J, Sire C, Graff P, et al. Concomitant chemoradiotherapy versus acceleration of radiotherapy with or without concomitant chemotherapy in locally advanced head and neck carcinoma (GORTEC 99-02): an open-label phase 3 randomised trial. *Lancet Oncol* 2012;13:145-153.
6. Garden AS, Harris J, Vokes EE, et al. Preliminary results of Radiation Therapy Oncology Group 97-03: A randomized phase II trial of concurrent radiation and chemotherapy for advanced squamous cell carcinomas of the head and neck. *J Clin Oncol* 2004;22:2856-2864.
7. Taylor S, Murthy A, Vannetzel J, et al. Randomized comparison of neoadjuvant cisplatin and fluorouracil infusion followed by radiation versus concomitant treatment in advanced head and neck cancer. *J Clin Oncol* 1994;12:385-395.
8. Suntharalingam M, Haas ML, Conley BA, et al. The use of carboplatin and paclitaxel with daily radiotherapy in patients with locally advanced squamous cell carcinomas of the head and neck. *Int J Radiat Oncol Biol Phys* 2000;47:49-56.
9. Beckmann GK, Hoppe F, Pfreundner L, et al. Hyperfractionated accelerated radiotherapy in combination with weekly

- cisplatin for locally advanced head and neck cancer. *Head Neck* 2005;27:36-43.
10. Medina JA, Rueda A, de Pasos AS, et al. A phase II study of concomitant boost radiation plus concurrent weekly cisplatin for locally advanced unresectable head and neck carcinomas. *Radiother Oncol* 2006;79:34-38
  11. Cooper JS, Pajak TF, Forastiere AA, et al. Postoperative concurrent radiotherapy and chemotherapy for high-risk squamous-cell carcinoma of the head and neck. *N Engl J Med* 2004;350:1937-1944
  12. Bernier J, Dommé C, Ozsahin M, et al. Postoperative irradiation with or without concomitant chemotherapy for locally advanced head and neck cancer. *N Engl J Med* 2004;350:1945-1952
  13. Bernier J, Cooper JS, Pajak TF, et al. Defining risk levels in locally advanced head and neck cancers: A comparative analysis of concurrent postoperative radiation plus chemotherapy trials of the EORTC (#22931) and radiotherapyOG (#9501). *Head Neck* 2005;27:843-850.
  14. Bachaud JM, Cohen-Jonathan E, Alzieu C, et al. Combined postoperative radiotherapy and weekly cisplatin infusion for locally advanced head and neck carcinoma: final report of a randomized trial. *Int J Radiat Oncol Biol Phys* 1996 Dec 1;36:999-1004.
  15. Cooper JS, Zhang Q, Pajak TF, et al. Long-term follow-up of the radiotherapyOG 9501/intergroup phase III trial: postoperative concurrent radiation therapy and chemotherapy in high-risk squamous cell carcinoma of the head and neck. *Int J Radiat Oncol Biol Phys* 2012;84:1198-1205.
  16. Jeremic B, Milicic B, Dagovic A, et al. Radiation Therapy With or Without Concurrent Low-Dose Daily Chemotherapy in Locally Advanced, Nonmetastatic Squamous Cell Carcinoma of the Head and Neck. *J Clin Oncol*, 2004, 22:3540-3548
  17. RTOG 0522: a randomized phase III trial of concurrent accelerated radiation and cisplatin versus concurrent accelerated radiation, cisplatin, and cetuximab [followed by surgery for selected patients] for Stage III and IV head and neck carcinomas. *Clin Adv Hematol Oncol* 2007;5: 79-81
  18. Gibson MK, Li Y, Murphy B, et al. Randomized phase III evaluation of cisplatin plus fluorouracil versus cisplatin plus paclitaxel in advanced head and neck cancer (E1395): an intergroup trial of the Eastern Cooperative Oncology Group. *J Clin Oncol* 2005;23:3562-3567
  19. Soo KC, Tan EH, Wee J, et al. Surgery and adjuvant radiotherapy vs concurrent chemoradiotherapy in stage III/IV

- nonmetastatic squamous cell head and neck cancer: a randomised comparison. *Br J Cancer*. 2005;93:279-286
20. Harari PM, Harris J, Kies MS, et al. Postoperative chemoradiotherapy and cetuximab for high-risk squamous cell carcinoma of the head and neck: Radiation Therapy Oncology Group radiotherapy OG-0234. *J Clin Oncol*. 2014;32:2486-2495
  21. Fietkau R, Lautenschläger C, Sauer R, et al. Postoperative concurrent radio-chemotherapy versus radiotherapy in high-risk SCCA of the head and neck: Results of the German phase III trial ARO 96–32006 ASCO Annual Meeting Proceedings (Post-Meeting Edition) 24,(18S) 2006: 5507
  22. Vermorken JB, Remenar E, van Herpen C, et al; EORTC 24971/TAX 323 Study Group. Cisplatin, fluorouracil, and docetaxel in unresectable head and neck cancer. *N Engl J Med* 2007;357(17):1695-1704.
  23. Posner MR, Hershock DM, Blajman CR, et al. Cisplatin and fluorouracil alone or with docetaxel in head and neck cancer. *N Engl J Med* 2007;357(17):1705-1715
  24. Pointreau Y, Garaud P, Chapet S, et al. Randomized trial of induction chemotherapy with cisplatin and 5-fluorouracil with or without docetaxel for larynx preservation. *J Natl Cancer Inst* 2009;101:498-506
  25. Hitt R, López-Pousa A, Martínez-Trufero J, et al. Phase III study comparing cisplatin plus fluorouracil to paclitaxel, cisplatin, and fluorouracil induction chemotherapy followed by chemoradiotherapy in locally advanced head and neck cancer. *J Clin Oncol* 2005;23:8636-8645.
  26. Chitapanarux I, Lorvidhaya V, Kamnerdsupaphon P, et al. Chemoradiation comparing cisplatin versus carboplatin in locally advanced nasopharyngeal cancer: Randomised, non-inferiority, open trial. *Eur J Cancer* 2007;43:1399-1406
  27. Haddad R, O'Neill A, Rabinowits G, et al. Induction chemotherapy followed by concurrent chemoradiotherapy (sequential chemoradiotherapy) versus concurrent chemoradiotherapy alone in locally advanced head and neck cancer (PARADIGM): a randomised phase 3 trial. *Lancet Oncol*. 2013;14:257-4264
  28. Lefebvre JL, Pointreau Y, Rolland F, et al. Induction chemotherapy followed by either chemoradiotherapy or bioradiotherapy for larynx preservation: the TREMPLIN randomized phase II study. *J Clin Oncol* 2013;31:853-859.
  29. Hung-Ming Wang, Cheng-Su Wang, Jen-Shi Chen, et al. Cisplatin, tegafur, and leucovorin: A moderately effective and

- minimally toxic outpatient neoadjuvant chemotherapy for locally advanced squamous cell carcinoma of the head and neck. *Cancer* 2002; 94 (11): 2982-2995.
30. Wang HM, Hsu CL, Hsieh CH, et al. Concurrent chemoradiotherapy using cisplatin, tegafur, and leucovorin for advanced squamous cell carcinoma of the hypopharynx and oropharynx. *Biomed J* 2014;37(3):133-40.
31. Noronha V, Joshi A, Patil VM, et al. Once-a-Week versus once-every-3-weeks cisplatin chemoradiation for Locally advanced head and neck cancer: a phase III randomized noninferiority trial. *J Clin Oncol* 2017;Jco2017749457.

## Recurrent, Unresectable, or Metastatic (incurable) Disease

### First-line Therapy

#### Combination Therapy

| 藥品名*      | 劑量 mg/m <sup>2</sup> | 給藥日 | 頻率  | 週期    | 參考文獻 |
|-----------|----------------------|-----|-----|-------|------|
| Cetuximab | 400* → 250           | 1   | QW  |       | 1    |
| Cisplatin | 100                  | 1   | Q3W | Max 6 |      |
| 5-FU      | 1000                 | 1-4 | Q3W | Max 6 |      |

\*1<sup>st</sup> dose 400 mg/m<sup>2</sup> then followed by 250 mg/m<sup>2</sup>

| 藥品名         | 劑量 mg/m <sup>2</sup> | 給藥日 | 頻率  | 週期    | 參考文獻 |
|-------------|----------------------|-----|-----|-------|------|
| Cetuximab   | 400* → 250           | 1   | QW  |       | 1    |
| Carboplatin | AUC 5                | 1   | Q3W | Max 6 |      |
| 5-FU        | 1000                 | 1-4 | Q3W | Max 6 |      |

\*1<sup>st</sup> dose 400 mg/m<sup>2</sup> then followed by 250 mg/m<sup>2</sup>

### Immunotherapy

| 藥品名           | 劑量 mg/m <sup>2</sup> | 給藥日 | 頻率  | 週期         | 參考文獻 |
|---------------|----------------------|-----|-----|------------|------|
| Pembrolizumab | 200 mg               | 1   | Q3W | 34 (24 mo) | 18   |
| Cisplatin     | 100                  | 1   | Q3W | 6          |      |
| 5-FU          | 1000                 | 1-4 | Q3W | 6          |      |

| 藥品名           | 劑量 mg/m <sup>2</sup> | 給藥日 | 頻率  | 週期         | 參考文獻 |
|---------------|----------------------|-----|-----|------------|------|
| Pembrolizumab | 200 mg               | 1   | Q3W | 34 (24 mo) | 18   |
| Carboplatin   | AUC 5                | 1   | Q3W | 6          |      |
| 5-FU          | 1000                 | 1-4 | Q3W | 6          |      |

| 藥品名           | 劑量 mg/m <sup>2</sup> | 給藥日 | 頻率  | 週期         | 參考文獻   |
|---------------|----------------------|-----|-----|------------|--------|
| Pembrolizumab | 200 mg               | 1   | Q3W | 34 (24 mo) | 18, 19 |

| 藥品名           | 劑量 mg/m <sup>2</sup> | 給藥日 | 頻率  | 週期 | 參考文獻  |
|---------------|----------------------|-----|-----|----|-------|
| Pembrolizumab | 200 mg               | 1   | Q3W | 6  | 2, 20 |
| Cisplatin     | 75-100               | 1   | Q3W | 6  |       |
| Paclitaxel    | 175                  | 1   | Q3W | 6  |       |

| 藥品名           | 劑量 mg/m <sup>2</sup> | 給藥日 | 頻率  | 週期 | 參考文獻  |
|---------------|----------------------|-----|-----|----|-------|
| Pembrolizumab | 200 mg               | 1   | Q3W | 6  | 2, 20 |
| Carboplatin   | AUC 5                | 1   | Q3W | 6  |       |
| Paclitaxel    | 175                  | 1   | Q3W | 6  |       |

| 藥品名           | 劑量 mg/m <sup>2</sup> | 給藥日 | 頻率  | 週期 | 參考文獻  |
|---------------|----------------------|-----|-----|----|-------|
| Pembrolizumab | 200 mg               | 1   | Q3W | 6  | 2, 20 |
| Cisplatin     | 100                  | 1   | Q3W | 6  |       |
| Docetaxel     | 65                   | 1   | Q3W | 6  |       |

| 藥品名           | 劑量 mg/m <sup>2</sup> | 給藥日 | 頻率  | 週期 | 參考文獻  |
|---------------|----------------------|-----|-----|----|-------|
| Pembrolizumab | 200 mg               | 1   | Q3W | 6  | 2, 20 |
| Carboplatin   | AUC 5-6              | 1   | Q3W | 6  |       |
| Docetaxel     | 65                   | 1   | Q3W | 6  |       |

| 藥品名           | 劑量 mg/m <sup>2</sup> | 給藥日 | 頻率  | 週期 | 參考文獻 |
|---------------|----------------------|-----|-----|----|------|
| Pembrolizumab | 200 mg               | 1   | Q3W |    | 21   |
| Cetuximab     | 400 → 250            | 1   | QW  |    |      |

### Other Combination Therapy

| 藥品名         | 劑量 mg/m <sup>2</sup> | 給藥日 | 頻率  | 週期 | 參考文獻 |
|-------------|----------------------|-----|-----|----|------|
| Docetaxel   | 65                   | 1   | Q3W |    | 2    |
| Carboplatin | AUC 6                | 1   | Q3W |    |      |

| 藥品名        | 劑量 mg/m <sup>2</sup> | 給藥日 | 頻率  | 週期 | 參考文獻 |
|------------|----------------------|-----|-----|----|------|
| Paclitaxel | 175                  | 1   | Q3W |    | 3    |
| Cisplatin  | 75                   | 1   | Q3W |    |      |

| 藥品名         | 劑量 mg/m <sup>2</sup> | 給藥日 | 頻率  | 週期 | 參考文獻 |
|-------------|----------------------|-----|-----|----|------|
| Paclitaxel  | 175                  | 1   | Q3W |    | 3    |
| Carboplatin | AUC 6                | 1   | Q3W |    |      |



| 藥品名       | 劑量 mg/m <sup>2</sup> | 給藥日 | 頻率  | 週期  | 參考文獻 |
|-----------|----------------------|-----|-----|-----|------|
| Cetuximab | 200* → 125           | 1   | QW  |     | 4    |
| Cisplatin | 100                  | 1   | Q4W | 2-6 |      |

\*1<sup>st</sup> dose 200 mg/m<sup>2</sup> then followed by 125 mg/m<sup>2</sup>

| 藥品名       | 劑量 mg/m <sup>2</sup> | 給藥日 | 頻率  | 週期    | 參考文獻 |
|-----------|----------------------|-----|-----|-------|------|
| Cisplatin | 100                  | 1   | Q3W | Min 6 | 3, 5 |
| 5-FU      | 1000                 | 1-4 | Q3W | Min 6 |      |

| 藥品名       | 劑量 mg/m <sup>2</sup> | 給藥日 | 頻率             | 週期 | 參考文獻 |
|-----------|----------------------|-----|----------------|----|------|
| Cetuximab | 400 → 250 → 500*     | 1   | QW → QW → Q2W* |    | 6    |
| Docetaxel | 75                   | 1   | Q3W            | 4  |      |
| Cisplatin | 75                   | 1   | Q3W            | 4  |      |

\*1<sup>st</sup> dose 400 mg/m<sup>2</sup> and 2<sup>nd</sup> dose 250 mg/m<sup>2</sup> QW then followed by 500 mg/m<sup>2</sup> Q2W

| 藥品名         | 劑量 mg/m <sup>2</sup> | 給藥日 | 頻率             | 週期 | 參考文獻 |
|-------------|----------------------|-----|----------------|----|------|
| Cetuximab   | 400 → 250 → 500*     | 1   | QW → QW → Q2W* |    | 15   |
| Docetaxel   | 75                   | 1   | Q3W            | 4  |      |
| Carboplatin | AUC 5                | 1   | Q3W            | 4  |      |

\*1<sup>st</sup> dose 400 mg/m<sup>2</sup> and 2<sup>nd</sup> dose 250 mg/m<sup>2</sup> QW then followed by 500 mg/m<sup>2</sup> Q2W

| 藥品名         | 劑量 mg/m <sup>2</sup> | 給藥日 | 頻率  | 週期 | 參考文獻   |
|-------------|----------------------|-----|-----|----|--------|
| Paclitaxel  | 175                  | 1   | Q3W | 2  | 16, 17 |
| Cisplatin   | 75                   | 1   | Q3W | 2  |        |
| Followed by |                      |     |     |    |        |
| Cetuximab   | 400* → 250           | 1   | QW  |    |        |
| Cisplatin   | 75                   | 1   | Q3W | 4  |        |

\*1<sup>st</sup> dose 400 mg/m<sup>2</sup> then followed by 250 mg/m<sup>2</sup>

| 藥品名         | 劑量 mg/m <sup>2</sup> | 給藥日 | 頻率  | 週期 | 參考文獻   |
|-------------|----------------------|-----|-----|----|--------|
| Paclitaxel  | 175                  | 1   | Q3W | 2  | 16, 17 |
| Carboplatin | AUC 6                | 1   | Q3W | 2  |        |
| Followed by |                      |     |     |    |        |
| Cetuximab   | 400* → 250           | 1   | QW  |    |        |
| Carboplatin | AUC 6                | 1   | Q3W | 4  |        |

\*1<sup>st</sup> dose 400 mg/m<sup>2</sup> then followed by 250 mg/m<sup>2</sup>

### Single Agents

| 藥品名       | 劑量 mg/m <sup>2</sup> | 給藥日 | 頻率    | 週期 | 參考文獻 |
|-----------|----------------------|-----|-------|----|------|
| Cisplatin | 100                  | 1   | Q3-4W |    | 7, 8 |

| 藥品名        | 劑量 mg/m <sup>2</sup> | 給藥日 | 頻率 | 週期 | 參考文獻 |
|------------|----------------------|-----|----|----|------|
| Paclitaxel | 80                   | 1   | QW | 6  | 9    |

| 藥品名       | 劑量 mg/m <sup>2</sup> | 給藥日 | 頻率  | 週期 | 參考文獻 |
|-----------|----------------------|-----|-----|----|------|
| Docetaxel | 100                  | 1   | Q3W |    | 10   |

| 藥品名  | 劑量 mg/m <sup>2</sup> | 給藥日 | 頻率  | 週期 | 參考文獻 |
|------|----------------------|-----|-----|----|------|
| 5-FU | 1000                 | 1   | Q3W |    | 8    |

| 藥品名          | 劑量 mg/m <sup>2</sup> | 給藥日 | 頻率 | 週期 | 參考文獻   |
|--------------|----------------------|-----|----|----|--------|
| Methotrexate | 40                   | 1   | QW |    | 11, 12 |

| 藥品名       | 劑量 mg/m <sup>2</sup> | 給藥日 | 頻率 | 週期    | 參考文獻 |
|-----------|----------------------|-----|----|-------|------|
| Cetuximab | 400* → 250           | 1   | QW | Min 7 | 13   |

\*1<sup>st</sup> dose 400 mg/m<sup>2</sup> then followed by 250 mg/m<sup>2</sup>

| 藥品名          | 劑量 mg/m <sup>2</sup> | 給藥日  | 頻率  | 週期    | 參考文獻 |
|--------------|----------------------|------|-----|-------|------|
| Capecitabine | 1250 PO BID          | 1-14 | Q3W | Min 2 | 14   |

★三院有個別版本

## 參考文獻

1. Vermorken JB, Mesia R, Rivera F, et al. Platinum-based chemotherapy plus cetuximab in head and neck cancer. *N Engl J Med* 2008;359:1116-1127.
2. Smlowski WE, Moon J, Kuebler JP, et al. Evaluation of the combination of docetaxel/carboplatin in patients with metastatic or recurrent squamous cell carcinoma of the head and neck (SCCHN): a Southwest Oncology Group Phase II study. *Cancer Invest* 2007;25:182-188.

3. Gibson MK, Li Y, Murphy B, et al. Randomized phase III evaluation of cisplatin plus fluorouracil versus cisplatin plus paclitaxel in advanced head and neck cancer (E1395): An Intergroup Trial of the Eastern Cooperative Oncology Group. *J Clin Oncol* 2005;23:3562-3567.
4. Burtness B, Goldwasser MA, Flood W, et al. Phase III randomized trial of cisplatin plus placebo versus cisplatin plus cetuximab in metastatic/recurrent head and neck cancer: An Eastern Cooperative Oncology Group Study. *J Clin Oncol* 2005;23:8646-8654.
5. Forastiere AA, Metch B, Schuller DE, et al. Randomized comparison of cisplatin plus fluorouracil and carboplatin plus fluorouracil versus methotrexate in advanced squamous cell carcinoma of the head and neck: A Southwest Oncology Group Study. *J Clin Oncol* 1992;10:1245-1251.
6. Guigay J, Fayette J, Dillies A-F, et al. Cetuximab, docetaxel, and cisplatin (TPEX) as first-line treatment in patients with recurrent or metastatic (R/M) squamous cell carcinoma of the head and neck (SCCHN): Final results of phase II trial GORTEC 2008-03 [abstract]. *J Clin Oncol* 2012;30(Suppl 15):Abstract 5505.
7. Burthese B, Goldwasser MA, Flood W, et al. Phase III Randomized Trial of Cisplatin Plus Placebo Compared With Cisplatin Plus Cetuximab in Metastatic/Recurrent Head and Neck Cancer: An Eastern Cooperative Oncology Group Study. *J Clin Oncol* 2005;23:8646-8654.
8. Jacobs C, Lyman G, Velez-Garcia E, et al. A phase III randomized study comparing cisplatin and fluorouracil as single agents and in combination for advanced squamous cell carcinoma of the head and neck. *J Clin Oncol* 1992;10:257-263.
9. Grau JJ, Caballero M, Verger E, et al. Weekly paclitaxel for platin-resistant stage IV head and neck cancer patients. *Acta OtoLaryngol* 2009;129:1294-1299.
10. Catimell G, Verweij J, Mattijssen V, et al. Docetaxel (Taxotere): An active drug for the treatment of patients with advanced squamous cell carcinoma of the head and neck. *Ann Oncol* 1994;5:533-537.
11. Stewart JS, Cohen EE, Licitra L, et al. Phase III study of gefitinib compared with intravenous methotrexate for recurrent squamous cell carcinoma of the head and neck [corrected]. *J Clin Oncol* 2009;27:1864-1871
12. Forastiere AA, Metch B, Schuller DE, et al. Randomized comparison of cisplatin plus fluorouracil and carboplatin plus fluorouracil versus methotrexate in advanced squamous-cell carcinoma of the head and neck: a Southwest Oncology

- Group study. *J Clin Oncol*. 1992 Aug;10(8):1245-51.
13. Vermorken JB, Trigo J, Hitt R, et al. Open-label, uncontrolled, multicenter phase II study to evaluate the efficacy and toxicity of cetuximab as a single agent in patients with recurrent and/or metastatic squamous cell carcinoma of the head and neck who failed to respond to platinum-based therapy. *J Clin Oncol*. 2007 Jun 1;25(16):2171-7.
  14. Martinez-Trufero J, Isla D, Adansa JC, et al. Phase II study of capecitabine as palliative treatment for patients with recurrent and metastatic squamous head and neck cancer after previous platinum-based treatment. *Br J Cancer* 2010;102:1687-1691.
  15. Joel Guigay UK, Ricard Mesia, Nadejda Vintonenko, Jean Bourhis, Anne Auperin. TPEXtreme randomized trial: TPEX versus Extreme regimen in 1st line recurrent/metastatic head and neck squamous cell carcinoma. *Journal of Clinical Oncology* 2015.
  16. Price KA, Cohen EE. Current treatment options for metastatic head and neck cancer. *Curr Treat Options Oncol* 2012;13:35-46.
  17. Herbst RS, Arquette M, Shin DM, et al. Phase II multicenter study of the epidermal growth factor receptor antibody cetuximab and cisplatin for recurrent and refractory squamous cell carcinoma of the head and neck. *J Clin Oncol* 2005;23:5578-5587.
  18. Rischin D, Harrington KJ, Greil R, et al. Protocol-specified final analysis of the phase 3 KEYNOTE-048 trial of pembrolizumab (pembro) as first-line therapy for recurrent/metastatic head and neck squamous cell carcinoma (R/M HNSCC). *J Clin Oncol* 2019;37(suppl)6000-6000.
  19. Burtneß B, Harrington KJ, Greil R, et al. KEYNOTE-048: Phase 3 study of first-line pembrolizumab (P) for recurrent/metastatic head and neck squamous cell carcinoma (R/M HNSCC). *ESMO 2018 Congress*
  20. Burtneß B, Harrington KJ, Greil R, Soulières D, Tahara M, de Castro G, et al. Pembrolizumab alone or with chemotherapy versus cetuximab with chemotherapy for recurrent or metastatic squamous cell carcinoma of the head and neck (KEYNOTE-048): a randomised, open-label, phase 3 study. *Lancet*. (2019) 394:1915–28. 10.1016/s0140-6736(19)32591-7
  21. Sacco AG, Chen R, Worden FP, et al Pembrolizumab plus cetuximab in patients with recurrent or metastatic head and neck squamous cell carcinoma: an open-label, multi-arm, non-randomised, multicentre, phase 2 trial. *Lancet Oncol*. 2021 Jun;22(6):883-892.

## 《鼻咽癌抗癌藥物治療指引》

### Nasopharynx Carcinoma

#### Chemoradiation Followed by Adjuvant Chemotherapy

| 藥品名         | 劑量 mg/m <sup>2</sup> | 給藥日 | 頻率  | 週期         | 參考文獻 |
|-------------|----------------------|-----|-----|------------|------|
| Cisplatin   | 100                  | 1   | Q3W | 3 with RT  | 1    |
| Followed by |                      |     |     |            |      |
| Cisplatin   | 80                   | 1   | Q4W | 3 after RT |      |
| 5-FU        | 1000                 | 1-4 | Q4W | 3 after RT |      |

| 藥品名         | 劑量 mg/m <sup>2</sup> | 給藥日 | 頻率  | 週期          | 參考文獻 |
|-------------|----------------------|-----|-----|-------------|------|
| Carboplatin | AUC 6                | 1   | Q3W | 3-5 with RT | 2    |
| Followed by |                      |     |     |             |      |
| Carboplatin | AUC 5                | 1   | Q3W | 2 after RT  |      |
| 5-FU        | 1000*                | 1-4 | Q3W | 2 after RT  |      |

\*Continuous infusion for 24 h

| 藥品名       | 劑量 mg/m <sup>2</sup> | 給藥日 | 頻率 | 週期 | 參考文獻 |
|-----------|----------------------|-----|----|----|------|
| Cisplatin | 40                   | 1   | QW | 7  | 3    |

| 藥品名        | 劑量 mg/m <sup>2</sup> | 給藥日  | 頻率  | 週期 | 參考文獻 |
|------------|----------------------|------|-----|----|------|
| Cisplatin  | 50                   | 1    | Q2W | 6  | 11   |
| UFUR       | 800 mg* PO           | 1-14 | Q2W |    |      |
| Leucovorin | 60 mg PO             | 1-14 | Q2W |    |      |

\*Or 300 mg/m<sup>2</sup>

| 藥品名                         | 劑量 mg/m <sup>2</sup> | 給藥日 | 頻率  | 週期         | 參考文獻 |
|-----------------------------|----------------------|-----|-----|------------|------|
| Cisplatin                   | 200                  | 1   | Q3W |            | 17   |
| Followed by<br>Capecitabine | 650 PO BID           |     |     | For 1 year |      |

## Reirradiation + Concurrent Systemic Therapy

### For patients with HF-IMRT

| 藥品名                      | 劑量 mg/m <sup>2</sup> | 給藥日  | 頻率  | 週期          | 參考文獻   |
|--------------------------|----------------------|------|-----|-------------|--------|
| Cisplatin                | 100                  | 1    | Q3W | 3 before RT | 15, 16 |
| Gemcitabine              | 1000                 | 1, 8 | Q3W | 3 before RT |        |
| Followed by<br>Cisplatin | 40                   | 1    | QW  | 6 with RT   |        |

| 藥品名                      | 劑量 mg/m <sup>2</sup> | 給藥日  | 頻率  | 週期          | 參考文獻   |
|--------------------------|----------------------|------|-----|-------------|--------|
| Carboplatin              | AUC 5                | 1    | Q3W | 3 before RT | 15, 16 |
| Gemcitabine              | 1000                 | 1, 8 | Q3W | 3 before RT |        |
| Followed by<br>Cisplatin | 40                   | 1    | QW  | 6 with RT   |        |

**For patients with SF-IMRT**

| 藥品名         | 劑量 mg/m <sup>2</sup> | 給藥日 | 頻率  | 週期          | 參考文獻   |
|-------------|----------------------|-----|-----|-------------|--------|
| Cisplatin   | 100                  | 1   | Q3W | 3 before RT | 15, 16 |
| 5-Fu        | 1000                 | 1-4 | Q3W | 3 before RT |        |
| Followed by |                      |     |     |             |        |
| Cisplatin   | 40                   | 1   | QW  | 6 with RT   |        |

| 藥品名         | 劑量 mg/m <sup>2</sup> | 給藥日 | 頻率  | 週期          | 參考文獻   |
|-------------|----------------------|-----|-----|-------------|--------|
| Carboplatin | AUC 5                | 1   | Q3W | 3 before RT | 15, 16 |
| 5-Fu        | 1000                 | 1-4 | Q3W | 3 before RT |        |
| Followed by |                      |     |     |             |        |
| Cisplatin   | 40                   | 1   | QW  | 6 with RT   |        |

**Induction (Category 3)/Sequential Chemotherapy**

| 藥品名         | 劑量 mg/m <sup>2</sup> | 給藥日  | 頻率  | 週期 | 參考文獻 |
|-------------|----------------------|------|-----|----|------|
| Cisplatin   | 80                   | 1    | Q3W | 3  | 14   |
| Gemcitabine | 1000                 | 1, 8 | Q3W | 3  |      |

| 藥品名         | 劑量 mg/m <sup>2</sup> | 給藥日 | 頻率  | 週期      | 參考文獻 |
|-------------|----------------------|-----|-----|---------|------|
| Docetaxel   | 70                   | 1   | Q3W | 3       | 4    |
| Cisplatin   | 75                   | 1   | Q3W | 3       |      |
| 5-FU        | 1000*                | 1-4 | Q3W | 3       |      |
| Followed by |                      |     |     |         |      |
| Cisplatin   | 100                  | 1   | Q3W | With RT |      |



| 藥品名 *       | 劑量 mg/m <sup>2</sup> | 給藥日 | 頻率  | 週期      | 參考文獻 |
|-------------|----------------------|-----|-----|---------|------|
| Docetaxel   | 60                   | 1   | Q3W | 3       | 12   |
| Cisplatin   | 60                   | 1   | Q3W | 3       |      |
| 5-FU        | 600                  | 1-5 | Q3W | 3       |      |
| Followed by |                      |     |     |         |      |
| Cisplatin   | 100                  | 1   | Q3W | With RT |      |

| 藥品名         | 劑量 mg/m <sup>2</sup> | 給藥日 | 頻率  | 週期      | 參考文獻 |
|-------------|----------------------|-----|-----|---------|------|
| Docetaxel   | 75                   | 1   | Q3W | 2       | 5    |
| Cisplatin   | 75                   | 1   | Q3W | 2       |      |
| Followed by |                      |     |     |         |      |
| Cisplatin   | 40                   | 1   | QW  | With RT |      |

| 藥品名       | 劑量 mg/m <sup>2</sup> | 給藥日 | 頻率  | 週期 | 參考文獻 |
|-----------|----------------------|-----|-----|----|------|
| Cisplatin | 100                  | 1   | Q3W | 3  | 6    |
| 5-FU      | 1000*                | 1-4 | Q3W | 3  |      |

\*Continuous infusion for 24 h

| 藥品名       | 劑量 mg/m <sup>2</sup> | 給藥日 | 頻率 | 週期          | 參考文獻 |
|-----------|----------------------|-----|----|-------------|------|
| Cisplatin | 40                   | 1   | QW | 7 during RT | 7    |

| 藥品名        | 劑量 mg/m <sup>2</sup> | 給藥日 | 頻率  | 週期              | 參考文獻 |
|------------|----------------------|-----|-----|-----------------|------|
| Epirubicin | 60-75                | 1   | Q4W | 3               | 8    |
| Mitomycin  | 10                   | 1   | Q4W | Cycle 1, 3 only |      |
| Cisplatin  | 60-100               | 1   | Q4W | 3               |      |

**Adjuvant CT (post RT or CCRT completion on day 29) (category 2B)**

| 藥品名       | 劑量 mg/m <sup>2</sup> | 給藥日 | 頻率  | 週期 | 參考文獻 |
|-----------|----------------------|-----|-----|----|------|
| Cisplatin | 80                   | 1   | Q4W | 3  | 9    |
| 5-FU      | 1000                 | 1-4 | Q4W | 3  |      |

**Following induction, agents to be used with concurrent chemoradiation typically include weekly cisplatin or carboplatin**

| 藥品名       | 劑量 mg/m <sup>2</sup> | 給藥日 | 頻率 | 週期 | 參考文獻 |
|-----------|----------------------|-----|----|----|------|
| Cisplatin | 40                   | 1   | QW | 7  | 10   |

| 藥品名         | 劑量 mg/m <sup>2</sup> | 給藥日 | 頻率 | 週期        | 參考文獻 |
|-------------|----------------------|-----|----|-----------|------|
| Carboplatin | AUC 2                | 1   | QW | 6 (Max 7) | 13   |

\*三院有個別版本

**參考文獻**

1. Al-Sarraf M, LeBlanc M, Giri PG, Fu KK, et al. Chemoradiotherapy versus radiotherapy in patients with advanced nasopharyngeal cancer: phase III randomized Intergroup study 0099. J Clin Oncol. 1998 ;16:1310-1317.
2. Dechaphunkul T, Pruegsanusak K, Sangthawan D, et al. Concurrent chemoradiotherapy with carboplatin followed by carboplatin and 5-fluorouracil in locally advanced nasopharyngeal carcinoma. Head Neck Oncol. 2011;3:30.
3. Chen L, Hu CS, Chen XZ, et al. Concurrent chemoradiotherapy plus adjuvant chemotherapy versus concurrent chemoradiotherapy alone in patients with locoregionally advanced nasopharyngeal carcinoma: a phase 3 multicentre randomised controlled trial. Lancet Oncol. 2012;13:163-171.
4. Bae WK, Hwang JE, Shim HJ, et al. Phase II study of docetaxel, cisplatin, and 5-FU induction chemotherapy followed by

- chemoradiotherapy in locoregionally advanced nasopharyngeal cancer. *Cancer Chemother Pharmacol.* 2010;65:589-595.
5. Hui EP, Ma BB, Leung SF, et al, Randomized phase II trial of concurrent cisplatin-radiotherapy with or without neoadjuvant docetaxel and cisplatin in advanced nasopharyngeal carcinoma. *J Clin Oncol.* 2009;27:242-249.
  6. Posner MR, Hershock DM, Blajman CR, et al. Cisplatin and fluorouracil alone or with docetaxel in head and neck cancer. *N Engl J Med* 2007;357(17):1705-1715.
  7. A Hellenic Cooperative Oncology Group phase II study. *Strahlenther Onkol.* 2005;181:223-230.
  8. Hong RL, Ting LL, Ko JY, et al. Induction chemotherapy with mitomycin, epirubicin, cisplatin, fluorouracil, and leucovorin followed by radiotherapy in the treatment of locoregionally advanced nasopharyngeal carcinoma. *J Clin Oncol.* 2001;19:4305-4313.
  9. Muhyi al-Sarraf, Martine Leblanc, et al. Chemoradiotherapy versus radiotherapy in patients with advanced nasopharyngeal cancer: phase III randomized Intergroup study 0099. *J Clin Oncol* 1998; 16: 1310-1317.
  10. Chan AT, Leung SF, Ngan RK, et al. Overall survival after concurrent cisplatin-radiotherapy compared with radiotherapy alone in locoregionally advanced nasopharyngeal carcinoma. *J Natl Cancer Inst.* 2005 Apr 6;97(7):536-539.
  11. Concurrent chemoradiotherapy using biweekly cisplatin/tegafur plus uracil/leucovorin in stage III nasopharyngeal carcinoma. *J Clin Oncol.* 2005 23(16): 5510
  12. Sun Y, Li WF, Chen NY, et al. Induction chemotherapy plus concurrent chemoradiotherapy versus concurrent chemoradiotherapy alone in locoregionally advanced nasopharyngeal carcinoma: a phase 3, multicentre, randomised controlled trial. *Lancet Oncol* 2016; 17: 1509–20.
  13. Ou D, Blanchard P, Khoury CE, et al. Induction chemotherapy with docetaxel, cisplatin and fluorouracil followed by concurrent chemoradiotherapy or chemoradiotherapy alone in locally advanced non-endemic nasopharyngeal carcinoma. *Oral Oncology* 62 (2016) 114–121.
  14. Zhang Y, Chen L, Hu GQ, Zhang N, Zhu XD, Yang KY, et al. Gemcitabine and cisplatin induction chemotherapy in nasopharyngeal carcinoma. *N Engl J Med.* (2019) 381:1124–35.
  15. Lee VHF, Kwong DL, Leung T-W, et al. Hyperfractionation compared to standard fractionation in intensity-modulated radiation therapy for patients with locally advanced recurrent nasopharyngeal carcinoma. *Eur Arch Otorhinolaryngol* 2017;274:1067-1078.

16. Kong F, Zhou J, Du C, et al. Long-term survival and late complications of intensity-modulated radiotherapy for recurrent nasopharyngeal carcinoma. *BMC Cancer* 2018;18:1139.
17. Chen YP, Liu X, Zhou Q, et al. Metronomic capecitabine as adjuvant therapy in locoregionally advanced nasopharyngeal carcinoma: A multicentre, open-label, parallel-group, randomised, controlled, phase 3 trial. *Lancet* 2021;398:303-313.

## Recurrent, Unresectable, or Metastatic (incurable) Disease

### First-line Therapy

#### Preferred Regimens

| 藥品名         | 劑量 mg/m <sup>2</sup> | 給藥日  | 頻率  | 週期    | 參考文獻 |
|-------------|----------------------|------|-----|-------|------|
| Cisplatin   | 20-30*               | 1-3  | Q3W | Max 6 | 5    |
| Gemcitabine | 1000                 | 1, 8 | Q3W | Max 6 |      |

\*80 mg/m<sup>2</sup> in divided doses on 3 days

#### Other Recommended Regimens

##### Combination Therapy

| 藥品名         | 劑量 mg/m <sup>2</sup> | 給藥日 | 頻率  | 週期 | 參考文獻 |
|-------------|----------------------|-----|-----|----|------|
| Docetaxel   | 65                   | 1   | Q3W |    | 1    |
| Carboplatin | AUC 6                | 1   | Q3W |    |      |

| 藥品名        | 劑量 mg/m <sup>2</sup> | 給藥日 | 頻率  | 週期    | 參考文獻 |
|------------|----------------------|-----|-----|-------|------|
| Paclitaxel | 175                  | 1   | Q3W | Min 6 | 2    |
| Cisplatin  | 75                   | 1   | Q3W | Min 6 |      |

| 藥品名         | 劑量 mg/m <sup>2</sup> | 給藥日 | 頻率  | 週期    | 參考文獻 |
|-------------|----------------------|-----|-----|-------|------|
| Carboplatin | AUC 6                | 1   | Q3W | Min 6 | 2    |
| Paclitaxel  | 175                  | 1   | Q3W | Min 6 |      |

| 藥品名       | 劑量 mg/m <sup>2</sup> | 給藥日 | 頻率  | 週期    | 參考文獻 |
|-----------|----------------------|-----|-----|-------|------|
| Cisplatin | 100                  | 1   | Q3W | Min 6 | 2, 3 |
| 5-FU      | 1000*                | 1-4 | Q3W | Min 6 |      |

\*Continuous infusion for 24 h

| 藥品名         | 劑量 mg/m <sup>2</sup> | 給藥日 | 頻率  | 週期    | 參考文獻 |
|-------------|----------------------|-----|-----|-------|------|
| Cetuximab   | 400* → 250           | 1   | QW  | Max 8 | 4    |
| Carboplatin | AUC 5                | 1   | Q3W |       |      |

\*1<sup>st</sup> dose 400 mg/m<sup>2</sup> then followed by 250 mg/m<sup>2</sup>

| 藥品名         | 劑量 mg/m <sup>2</sup> | 給藥日  | 頻率  | 週期    | 參考文獻 |
|-------------|----------------------|------|-----|-------|------|
| Gemcitabine | 1000                 | 1, 8 | Q3W | Max 8 | 15   |
| Carboplatin | AUC 5                | 1    | Q3W |       |      |

### Cisplatin/Gemcitabine + PD-1 inhibitor

| 藥品名           | 劑量 mg/m <sup>2</sup> | 給藥日  | 頻率  | 週期  | 參考文獻   |
|---------------|----------------------|------|-----|-----|--------|
| Pembrolizumab | 200                  | 1    | Q3W |     | 16, 17 |
| Cisplatin     | 80                   | 1    | Q3W | 4-6 |        |
| Gemcitabine   | 1000                 | 1, 8 | Q3W | 4-6 |        |

| 藥品名         | 劑量 mg/m <sup>2</sup> | 給藥日  | 頻率  | 週期  | 參考文獻   |
|-------------|----------------------|------|-----|-----|--------|
| Nivolumab   | 240                  | 1    | Q3W |     | 16, 17 |
| Cisplatin   | 80                   | 1    | Q3W | 4-6 |        |
| Gemcitabine | 1000                 | 1, 8 | Q3W | 4-6 |        |

## Single Agents

| 藥品名       | 劑量 mg/m <sup>2</sup> | 給藥日 | 頻率    | 週期    | 參考文獻 |
|-----------|----------------------|-----|-------|-------|------|
| Cisplatin | 100                  | 1   | Q3-4W | Min 4 | 6, 7 |

| 藥品名         | 劑量 mg/m <sup>2</sup> | 給藥日 | 頻率  | 週期 | 參考文獻 |
|-------------|----------------------|-----|-----|----|------|
| Carboplatin | AUC 6                | 1   | Q3W |    | 14   |

| 藥品名        | 劑量 mg/m <sup>2</sup> | 給藥日 | 頻率 | 週期 | 參考文獻 |
|------------|----------------------|-----|----|----|------|
| Paclitaxel | 80                   | 1   | QW | 6  | 8    |

| 藥品名       | 劑量 mg/m <sup>2</sup> | 給藥日 | 頻率  | 週期 | 參考文獻 |
|-----------|----------------------|-----|-----|----|------|
| Docetaxel | 100                  | 1   | Q3W |    | 9    |

| 藥品名  | 劑量 mg/m <sup>2</sup> | 給藥日 | 頻率  | 週期 | 參考文獻 |
|------|----------------------|-----|-----|----|------|
| 5-FU | 1000                 | 1   | Q3W |    | 7    |

| 藥品名          | 劑量 mg/m <sup>2</sup> | 給藥日 | 頻率 | 週期 | 參考文獻   |
|--------------|----------------------|-----|----|----|--------|
| Methotrexate | 40                   | 1   | QW |    | 10, 11 |

| 藥品名         | 劑量 mg/m <sup>2</sup> | 給藥日      | 頻率  | 週期 | 參考文獻 |
|-------------|----------------------|----------|-----|----|------|
| Gemcitabine | 1000                 | 1, 8, 15 | Q4W |    | 12   |

| 藥品名          | 劑量 mg/m <sup>2</sup> | 給藥日  | 頻率  | 週期    | 參考文獻 |
|--------------|----------------------|------|-----|-------|------|
| Capecitabine | 1250 PO BID          | 1-14 | Q3W | Min 2 | 13   |

## 參考文獻

1. Samlowski WE, Moon J, Kuebler JP, et al. Evaluation of the combination of docetaxel/carboplatin in patients with metastatic or recurrent squamous cell carcinoma of the head and neck (SCCHN): a Southwest Oncology Group Phase II study. *Cancer Invest* 2007;25:182-188.
2. Gibson MK, Li Y, Murphy B, et al. Randomized phase III evaluation of cisplatin plus fluorouracil versus cisplatin plus paclitaxel in advanced head and neck cancer (E1395): An Intergroup Trial of the Eastern Cooperative Oncology Group. *J Clin Oncol* 2005;23:3562-3567.
3. Forastiere AA, Metch B, Schuller DE, et al. Randomized comparison of cisplatin plus fluorouracil and carboplatin plus fluorouracil versus methotrexate in advanced squamous cell carcinoma of the head and neck: A Southwest Oncology Group Study. *J Clin Oncol* 1992;10:1245-1251.
4. Chan AT, Hsu MM, Goh BC, et al. Multicenter, phase II study of cetuximab in combination with carboplatin in patients with recurrent or metastatic nasopharyngeal carcinoma. *J Clin Oncol* 2005;23:3568-3576.
5. Jin Y, Cai XY, Shi YX, et al. Comparison of five cisplatin-based regimens frequently used as the first-line protocols in metastatic nasopharyngeal carcinoma. *J Cancer Res Clin Oncol* 2012 Oct;138(10):1717-25.
6. Burthese B, Goldwasser MA, Flood W, et al. Phase III Randomized Trial of Cisplatin Plus Placebo Compared With Cisplatin Plus Cetuximab in Metastatic/Recurrent Head and Neck Cancer: An Eastern Cooperative Oncology Group Study. *J Clin Oncol* 2005;23:8646-8654.
7. Jacobs C, Lyman G, Velez-Garcia E, et al. A phase III randomized study comparing cisplatin and fluorouracil as single agents and in combination for advanced squamous cell carcinoma of the head and neck. *J Clin Oncol* 1992;10:257-263.
8. Grau JJ, Caballero M, Verger E, et al. Weekly paclitaxel for platin-resistant stage IV head and neck cancer patients. *Acta OtoLaryngol* 2009;129:1294-1299.
9. Catimell G, Verweij J, Mattijssen V, et al. Docetaxel (Taxotere): An active drug for the treatment of patients with advanced squamous cell carcinoma of the head and neck. *Ann Oncol* 1994;5:533-537.



10. Stewart JS, Cohen EE, Licitra L, et al. Phase III study of gefitinib compared with intravenous methotrexate for recurrent squamous cell carcinoma of the head and neck [corrected]. *J Clin Oncol* 2009;27:1864-1871
11. Forastiere AA, Metch B, Schuller DE, et al. Randomized comparison of cisplatin plus fluorouracil and carboplatin plus fluorouracil versus methotrexate in advanced squamous-cell carcinoma of the head and neck: a Southwest Oncology Group study. *J Clin Oncol*. 1992 Aug;10(8):1245-51.
12. Zhang L, Zhang Y, Huang PY, et al. Phase II clinical study of gemcitabine in the treatment of patients with advanced nasopharyngeal carcinoma after the failure of platinum-based chemotherapy. *Cancer Chemother Pharmacol*. 2008;61:33-8. Epub 2007 Mar 20.
13. Martinez-Trufero J, Isla D, Adansa JC, et al. Phase II study of capecitabine as palliative treatment for patients with recurrent and metastatic squamous head and neck cancer after previous platinum-based treatment. *Br J Cancer* 2010;102:1687-1691.
14. Al-Sarraf M, Metch B, Kish J, et al. Platinum analogs in recurrent and advanced head and neck cancer: a Southwest Oncology Group and Wayne State University Study. *Cancer Treat Rep* 1987;71:732-736.
15. Leong S-S, Wee J, Tay MH, et al. Paclitaxel, carboplatin, and gemcitabine in metastatic nasopharyngeal carcinoma: a Phase II trial using a triplet combination. *Cancer*. 2005;103(3):569-575.
16. Yang Y, Qu S, Li J, et al. Camrelizumab versus placebo in combination with gemcitabine and cisplatin as first-line treatment for recurrent or metastatic nasopharyngeal carcinoma (captain-1st): A multicentre, randomised, double-blind, phase 3 trial. *Lancet Oncol* 2021;22:1162-1174.
17. Mai H-Q, Chen Q-Y, Chen D, et al. Toripalimab or placebo plus chemotherapy as first-line treatment in advanced nasopharyngeal carcinoma: A multicenter randomized phase 3 trial. *Nat Med* 2021;27:1536-1543.

## 口腔癌

### 一、治療範圍

1. 口腔腫瘤或腫瘤原發部位
2. 頸部淋巴轉移病灶
3. 頸部高風險淋巴轉移範圍

### 二、治療劑量 / 次數

1. 總劑量：高劑量區 66~76Gy；中低劑量區 45~66Gy
2. 分次劑量：高劑量區 1.8~2.2Gy；中低劑量區 1.6~2.0Gy

### 三、治療方式：

使用強度調控放射治療技術，包含弧形及螺旋放射規劃，可考慮搭配影像導引治療，治療選擇可使用同步照射高與低危險部位的方式或先給予整個照射部位部份劑量照射後，再針對高危險部位加強劑量。

### 四、參考文獻：

1. NCCN clinical practice guidelines in oncology-Head and Neck cancers. version 2, 2022.
2. Adelstein DJ, et al. An intergroup phase III comparison of standard radiation therapy and two schedules of concurrent chemoradiotherapy in patients with unresectable squamous cell head and neck cancer. J Clin Oncol 2003; 21: 92-8
3. Cooper JS, et al. Postoperative concurrent radiation therapy and chemotherapy in high-risk SCCA of the head and neck: The RTOG 9501/Intergroup phase III trial. NEJM 2004; 350(19): 1937-44
4. Bernier J, et al. Postoperative irradiation with or without concomitant chemotherapy for locally advanced head and neck cancer. NEJM 2004; 350(19): 1945-52

## 鼻咽癌

### 一、治療範圍

1. 鼻咽腫瘤
2. 頸部淋巴轉移病灶
3. 頸部高風險淋巴轉移範圍

### 二、治療劑量 / 次數

1. 總劑量：高劑量區 66~76Gy；中低劑量區 45~66Gy
2. 分次劑量：高劑量區 1.8~2.2Gy；中低劑量區 1.6~2.0Gy

### 三、治療方式：

使用強度調控放射治療技術，包含弧形及螺旋放射規劃，可考慮搭配影像導引治療，治療選擇可使用同步照射高與低危險部位的方式或先給予整個照射部位部份劑量照射後，再針對高危險部位加強劑量。

### 四、參考文獻：

1. NCCN clinical practice guidelines in oncology-Head and Neck cancers. version 2, 2022.
2. Gregoire V, et al. CT-based delineation of lymph node levels and related CTVs in the node-negative neck: DAHANCA, EORTC, GORTEC, NCIC, RTOG consensus guidelines. Radiother Oncol 2003; 69: 227-36
3. Wolden SL, et al. Intensity-modulated radiation therapy (IMRT) for nasopharynx cancer: update of the Memorial Sloan-Kettering experience. Int J Radiat Oncol Biol Phys 2006; 64: 57-62.

## 一、治療範圍

1. 口咽腫瘤或腫瘤原發部位
2. 頸部淋巴轉移病灶
3. 頸部高風險淋巴轉移範圍

## 二、治療劑量 / 次數

1. 總劑量：高劑量區 66~76Gy；中低劑量區 45~66Gy
2. 分次劑量：高劑量區 1.8~2.2Gy；中低劑量區 1.6~2.0Gy

## 三、治療方式：

使用強度調控放射治療技術，包含弧形及螺旋放射規劃，可考慮搭配影像導引治療，治療選擇可使用同步照射高與低危險部位的方式或先給予整個照射部位部份劑量照射後，再針對高危險部位加強劑量

## 四、參考文獻：

1. NCCN clinical practice guidelines in oncology for head and neck cancers. version 2, 2022.
2. Bernier J, Cooper JS, Pajak TF. Defining risk levels in locally advanced head and neck cancers: A comparative analysis of concurrent postoperative radiation plus chemotherapy trials of the EORTC (#22931) and RTOG (# 9501) . Head & Neck.27 (10) : 843-50, 2005.
3. Cooper JS, Pajak TF, Forastiere AA, et al. Postoperative concurrent radiation therapy and chemotherapy in high-risk SCCA of the head and neck: The RTOG 9501/Intergroup phase III trial. NEJM. 350 (19) :1937-44, 2004.
4. Bernier J, Dommene C, Ozsahin M, et al. Postoperative irradiation with or without concomitant chemotherapy for locally head and neck cancer. NEJM. 350 (19) : 1945-52, 2004.
5. Soo KC, Tan EH, Wee J, et al. Surgery and adjuvant radiotherapy vs. concurrent chemoradiotherapy in stage III/IV metastatic squamous cell head and neck cancer: a randomized comparison. Br J Cancer. 93 (3) : 279-86, 2005.
6. Hitt R, Lopez-Pousa A, Martinez-Trufero J, et al. Phase III study comparing cisplatin plus fluorouracil to paclitaxel,

cisplatin, and fluorouracil induction chemotherapy followed by chemoradiotherapy in locally advanced head and neck cancer. *J Clin Oncol.* 23: 8636-8645, 2005.

7. QUANTEC Bentzen SM, Constine LS, Deasy JO, et al. Quantitative Analyses of Normal Tissue Effects in the Clinic (QUANTEC): an introduction to the scientific issues. *International journal of radiation oncology, biology, physics* 2010; 76(3 Suppl): S3-9.

## 一、治療範圍

1. 下咽腫瘤或腫瘤原發部位
2. 頸部淋巴轉移病灶
3. 頸部高風險淋巴轉移範圍

## 二、治療劑量 / 次數

1. 總劑量：高劑量區 66~76Gy；中低劑量區 45~66Gy
2. 分次劑量：高劑量區 1.8~2.2Gy；中低劑量區 1.6~2.0Gy

## 三、治療方式：

使用強度調控放射治療技術，包含弧形及螺旋放射規劃，可考慮搭配影像導引治療，治療選擇可使用同步照射高與低危險部位的方式或先給予整個照射部位部份劑量照射後，再針對高危險部位加強劑量

## 四、參考文獻：

1. NCCN clinical practice guidelines in oncology for head and neck cancers. version 2, 2022.
2. A phase III study of postoperative radiation therapy (IMRT) +/- Cetuximab for locally-advanced resected head and neck cancer. Radiation Therapy Oncology Group, Protocol 0920.
3. Cooper JS, Pajak TF, Forastiere AA, et al. Postoperative concurrent radiation therapy and chemotherapy in high-risk SCCA of the head and neck: The RTOG 9501/Intergroup phase III trial. NEJM. 350 (19):1937-44, 2004.
4. Bernier J, Dommenege C, Ozsahin M, et al. Postoperative irradiation with or without concomitant chemotherapy for locally advanced head and neck cancer. NEJM. 350 (19): 1945-52, 2004.
5. Adelstein DJ, Li Y, Adams GL, et al. An intergroup phase III comparison of standard radiation therapy and two schedules of concurrent chemoradiotherapy in patients with unresectable squamous cell head and neck cancer. J Clin Oncol. 21: 92-8, 2003.
6. Bentzen SM, Constine LS, Deasy JO, et al. Quantitative Analyses of Normal Tissue Effects in the Clinic (QUANTEC): an

- introduction to the scientific issues. International journal of radiation oncology, biology, physics 2010; 76(3 Suppl): S3-9.
7. Thomson DJ, Palma D, Guckenberger M, et al. Practice Recommendations for Risk-Adapted Head and Neck Cancer Radiation Therapy During the COVID-19 Pandemic: An ASTRO-ESTRO Consensus Statement. Int J Radiat Oncol Biol Phys. 107(4):618-627, 2020.

