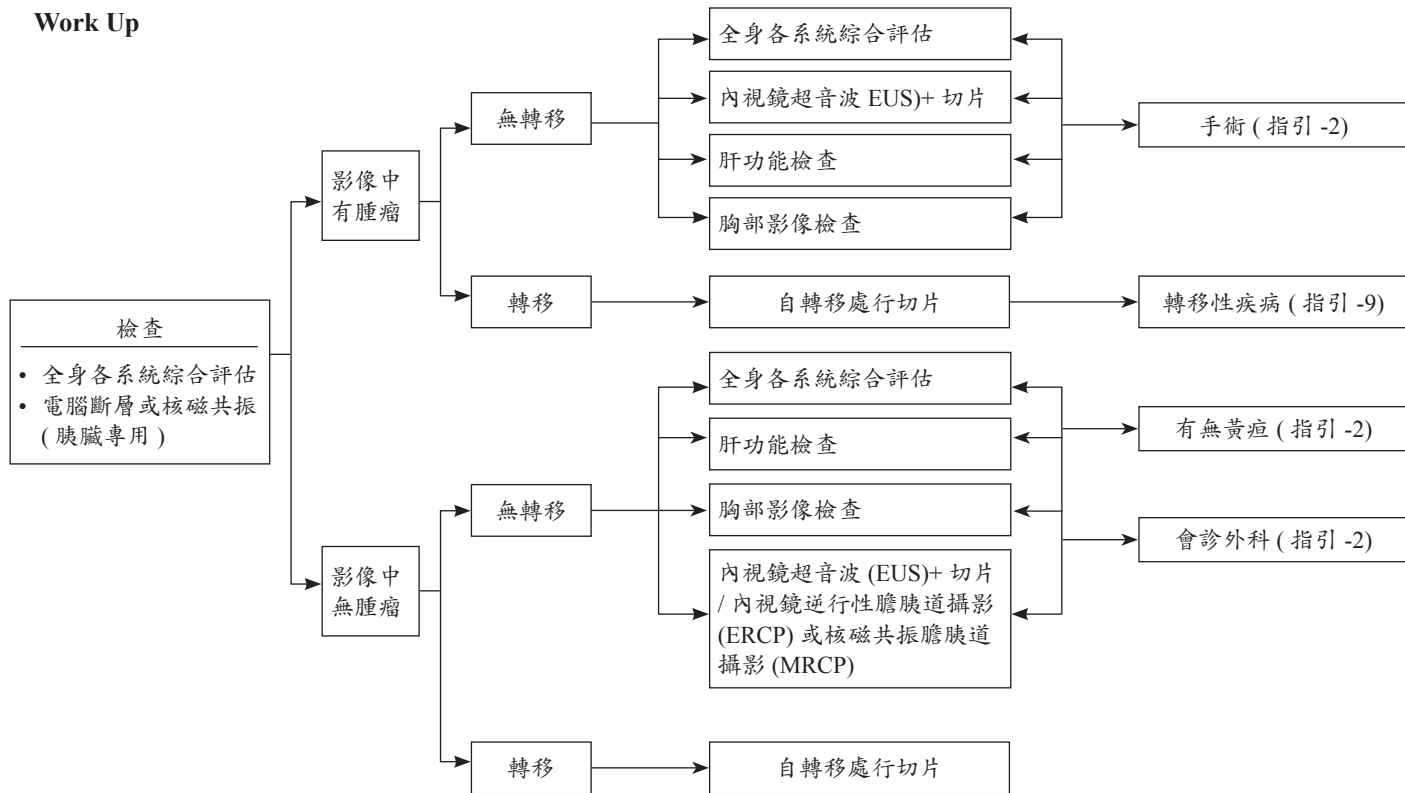




# 胰臟癌診療指引

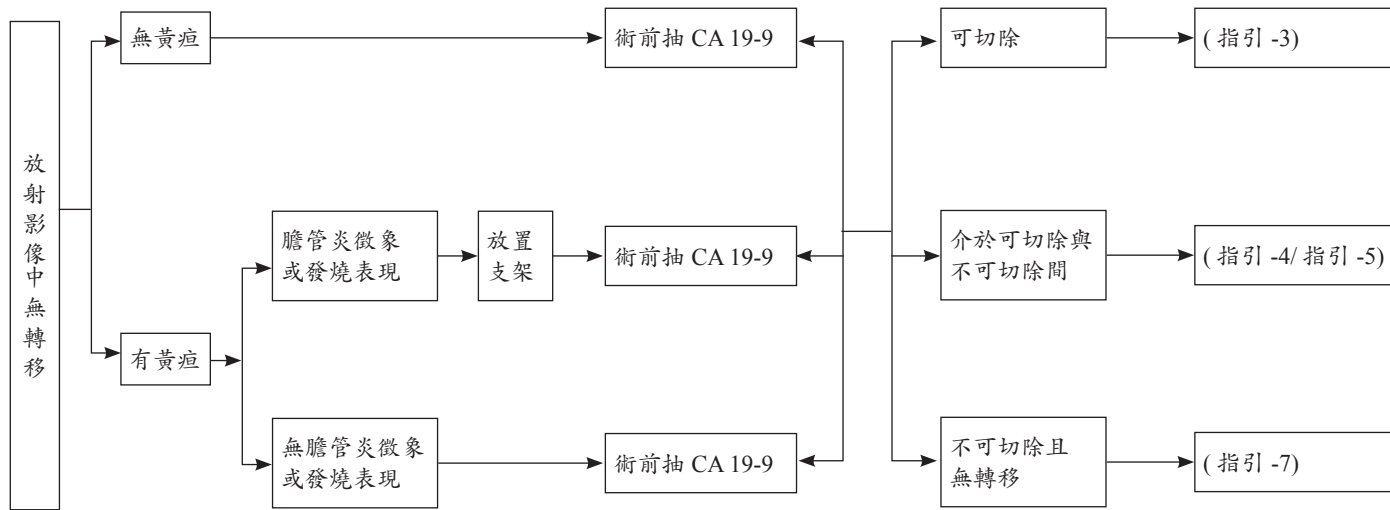
Pancreatic Adenocarcinoma

## Work Up

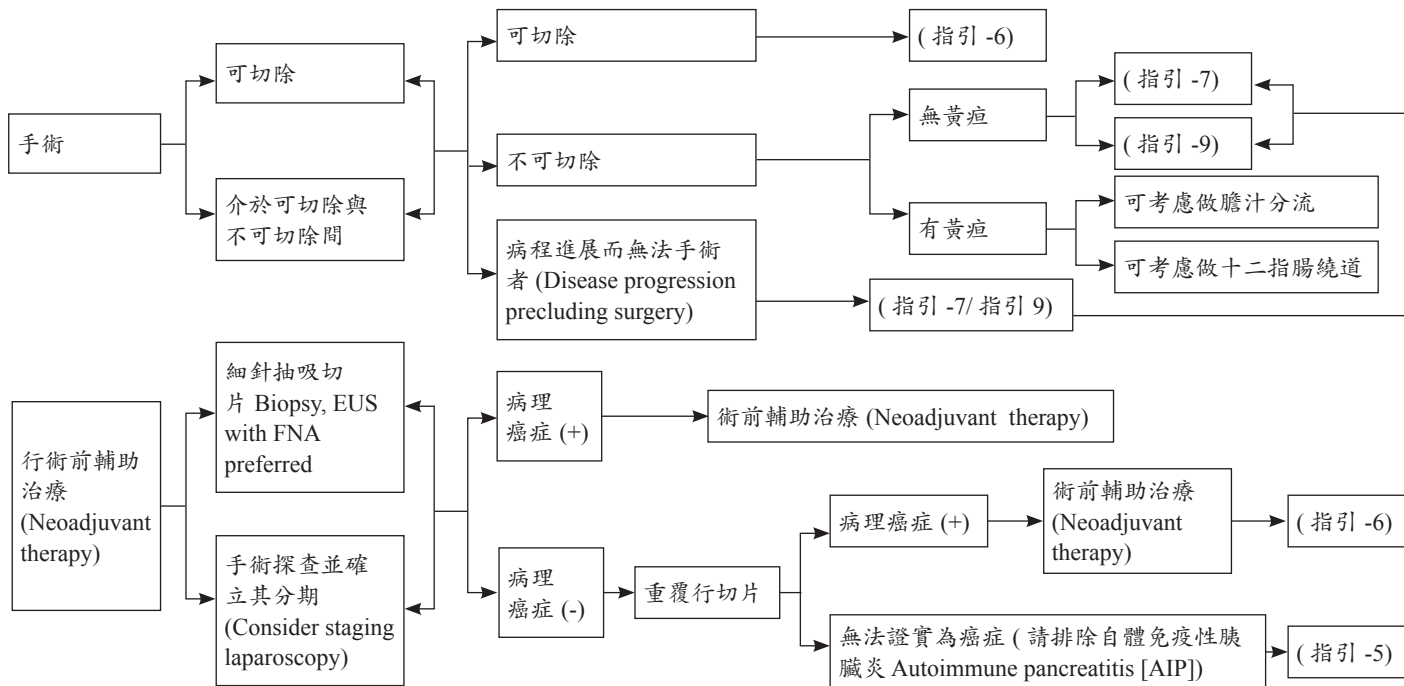


# 《胰臟癌診療指引 - 2》

## Work Up



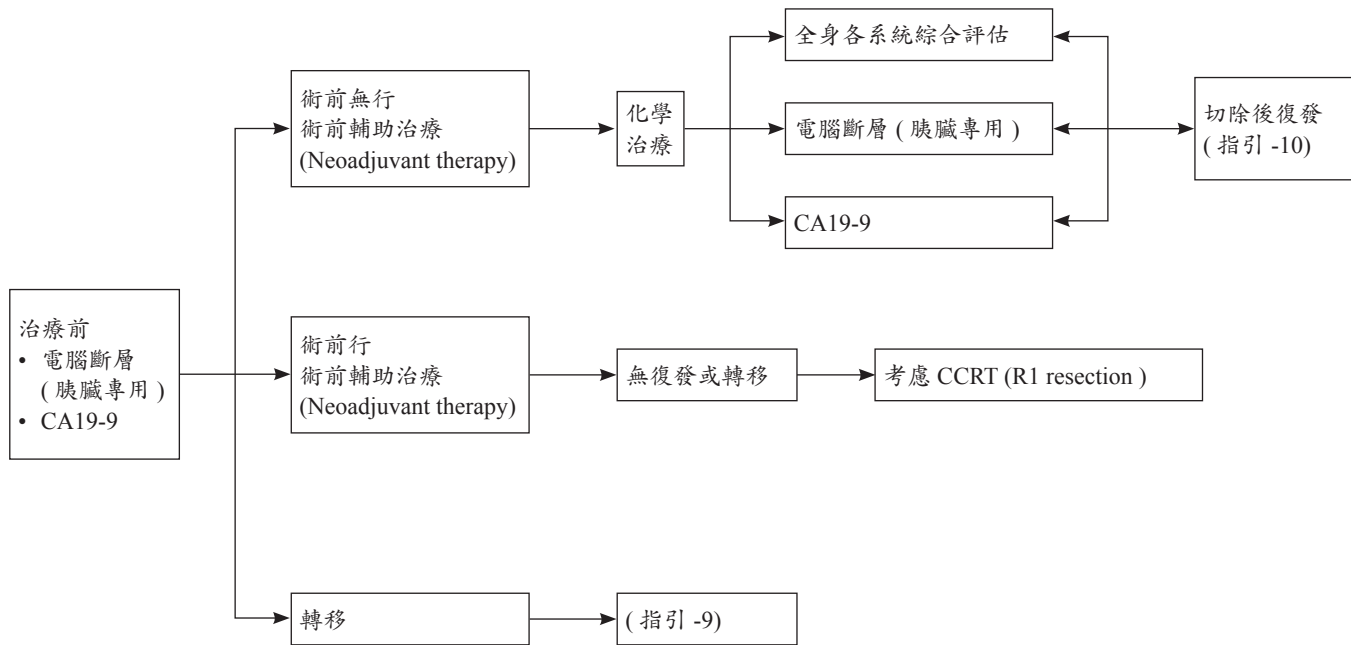
- RESECTABLE
- BORDERLINE RESECTABLE NO METASTASES, PLANNED NEOADJUVANT THERAPY
- BORDERLINE RESECTABLE NO METASTASES, PLANNED RESECTION.



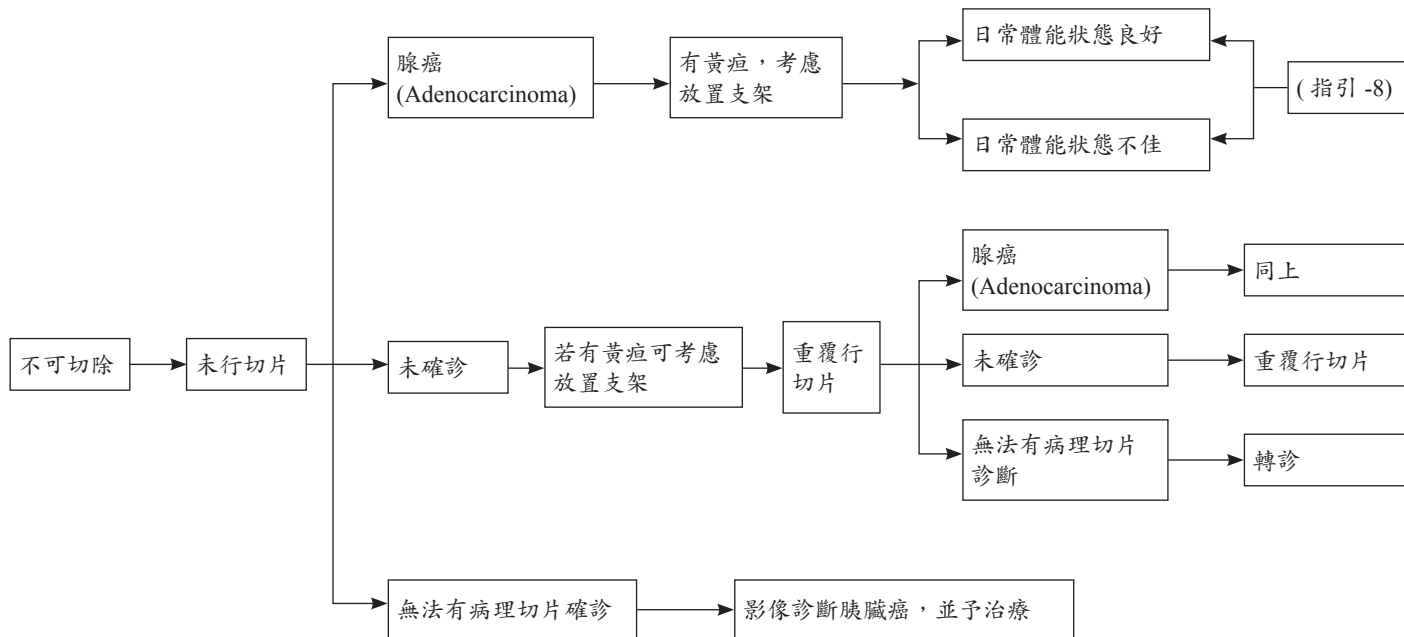
# 《胰臟癌診療指引 - 6》

## POST-OP ADJUVANT TREATMENT

治療前每 3-6 個月監測一次持續  
2 年，之後每年追蹤一次

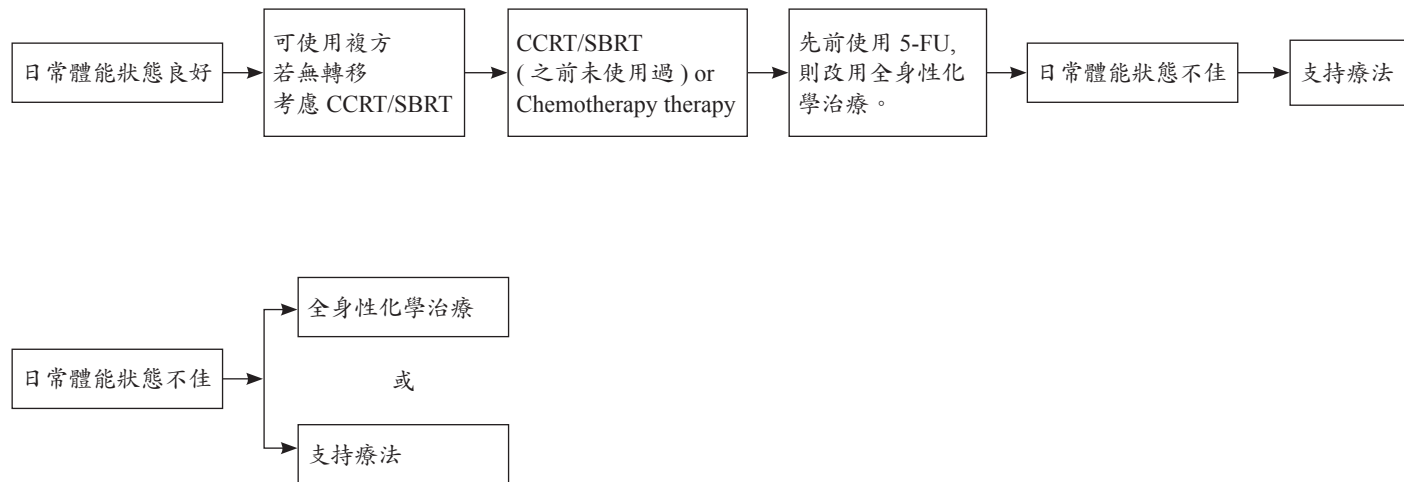


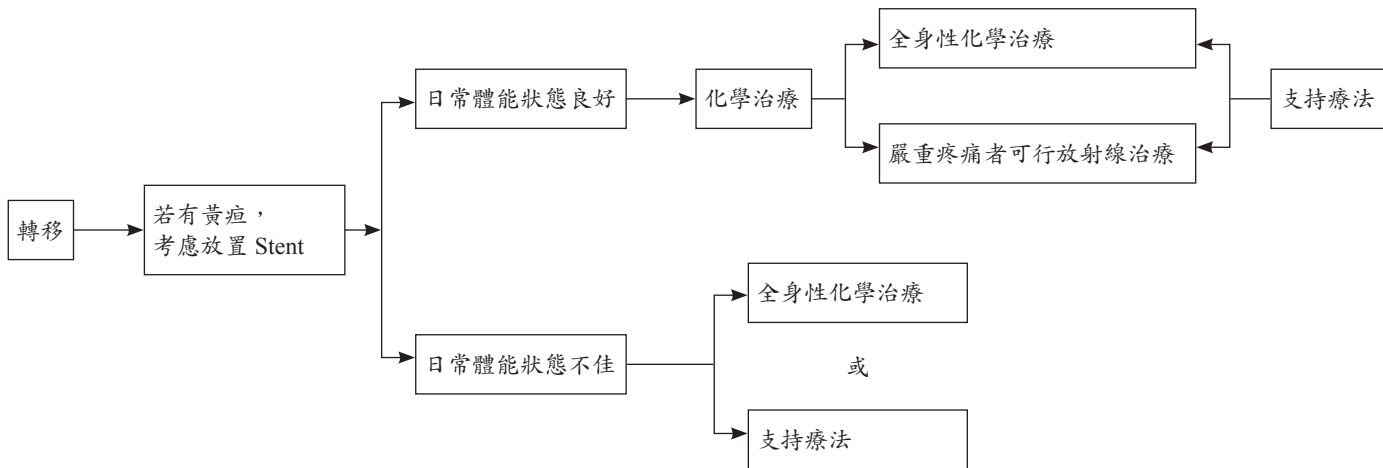
LOCALLY ADVANCED UNRESECTABLE



## 《胰臟癌診療指引－8》

### LOCALLY ADVANCED UNRESECTABLE

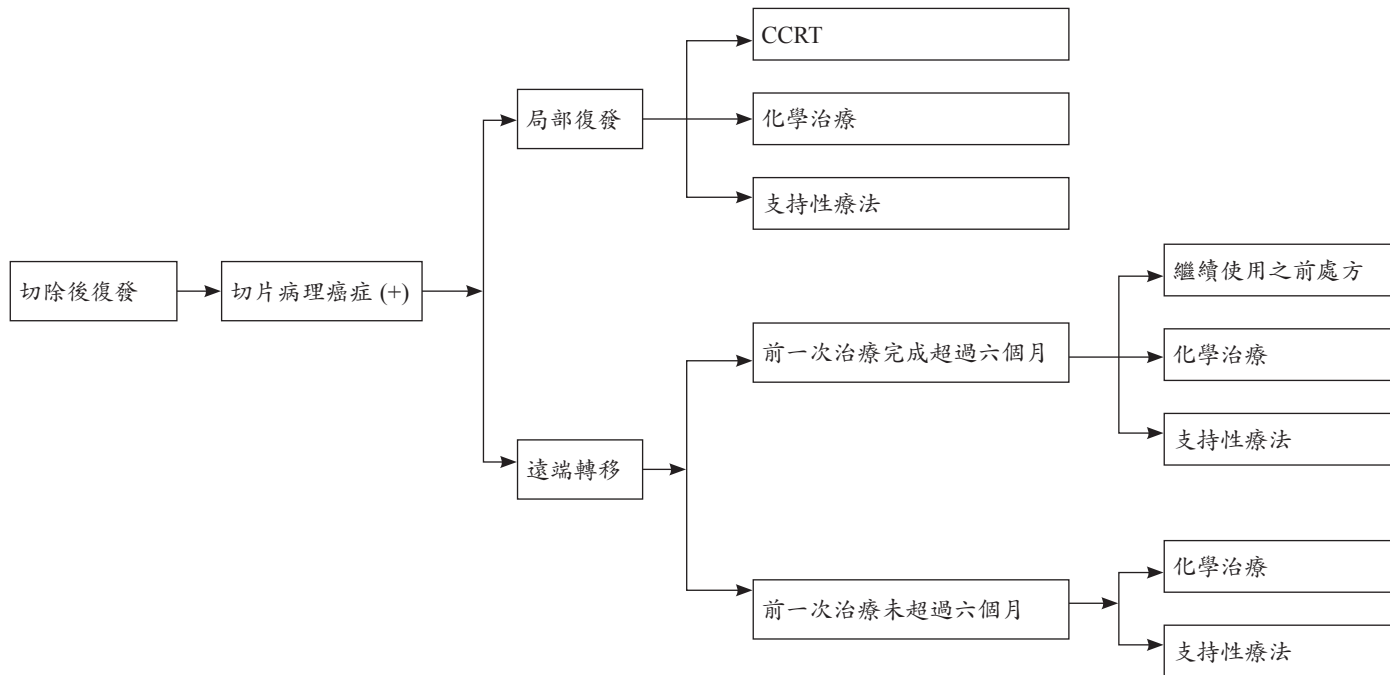






# 《胰臟癌診療指引 – 10》

## RECURRENCE AFTER RESECTION



## 《胰臟癌抗癌藥物治療指引》

### Neoadjuvant Chemotherapy

#### FOLFIRINOX

藥品名	劑量 mg/m <sup>2</sup>	給藥日	頻率	週期	參考文獻
Irinotecan	180	1	Q2W	4	1
Oxaliplatin	85	1	Q2W	4	
Leucovorin	400	1	Q2W	4	
5-FU	400	1	Q2W	4	
5-FU	1200	1-2	Q2W	4	

#### modified FOLFIRINOX

藥品名	劑量 mg/m <sup>2</sup>	給藥日	頻率	週期	參考文獻
Irinotecan	150*	1	Q2W	4	2
Oxaliplatin	85	1	Q2W	4	
Leucovorin	400	1	Q2W	4	
5-FU	1200	1-2	Q2W	4	

\* 團隊共識

#### Gemcitabine + Nab Paclitaxel

藥品名	劑量 mg/m <sup>2</sup>	給藥日	頻率	週期	參考文獻
Gemcitabine	1000	1, 8, 15	Q4W	2-4	3
Nab-Paclitaxel	125	1, 8, 15	Q4W	2-4	

**Only for known BRCA 1/2 or PALB2 mutation****Gemcitabine + Cisplatin**

藥品名	劑量 mg/m <sup>2</sup>	給藥日	頻率	週期	參考文獻
Gemcitabine	1000	1, 15	Q4W	2-6	4
Cisplatin	50	1, 15	Q4W	2-6	

**Adjuvant Chemotherapy****Preferred regimen****modified FOLFIRINOX**

藥品名	劑量 mg/m <sup>2</sup>	給藥日	頻率	週期	參考文獻
Irinotecan	150	1	Q2W	12	5
Oxaliplatin	85	1	Q2W	12	
Leucovorin	400	1	Q2W	12	
5-FU	1200	1-2	Q2W	12	

**Gemcitabine + Capecitabine**

藥品名	劑量 mg/m <sup>2</sup>	給藥日	頻率	週期	參考文獻
Gemcitabine	1000	1, 8, 5	Q4W	6	6
Capecitabine	750-1000* PO BID	1-21	Q4W	6	

\* 團隊共識

## Other Recommended Regimen

### Gemcitabine

藥品名	劑量 mg/m <sup>2</sup>	給藥日	頻率	週期	參考文獻
Gemcitabine	1000	1, 8, 15	Q4W	6	6

### 5 Fu + Leucovorin

藥品名	劑量 mg/m <sup>2</sup>	給藥日	頻率	週期	參考文獻
Leucovorin	20	1-5	Q4W	6	7
5-FU	425	1-5	Q4W	6	

### Capecitabine

藥品名 <sup>*</sup>	劑量 mg/m <sup>2</sup>	給藥日	頻率	週期	參考文獻
Capecitabine	1000 PO BID	1-14	Q3W	8	8

## Induction chemotherapy followed by chemoradiation

### Gemcitabine based

藥品名	劑量 mg/m <sup>2</sup>	給藥日	頻率	週期	參考文獻
Gemcitabine	1000	1, 8, 15	Q4W	2-6	9

**5Fu + Leucovorin based**

藥品名	劑量 mg/m <sup>2</sup>	給藥日	頻率	週期	參考文獻
Leucovorin	20	1-5	Q4W	6	9
5-Fu	425	1-5	Q4W	6	

**Induction chemotherapy followed by chemoradiation followed by subsequent chemotherapy****Gemcitabine based**

藥品名	劑量 mg/m <sup>2</sup>	給藥日	頻率	週期	參考文獻
Gemcitabine	1000	1, 8, 15	Q4-6W	1	10
Followed by radiation		29			
Gemcitabine	1000	1, 8, 15	Q4W	3-5	

**5Fu + Leucovorin based**

藥品名	劑量 mg/m <sup>2</sup>	給藥日	頻率	週期	參考文獻
Leucovorin	20	1-5	Q4W	1	10
5-Fu	425	1-5	Q4W	1	
Followed by CCRT					
Leucovorin	20	1-5	Q4W	3	
5-Fu	425	1-5	Q4W	3	

**參考文獻**

1. Murphy JE, Wo JY, Ryan DP, et al. Total Neoadjuvant Therapy With FOLFIRINOX Followed by Individualized Chemoradiotherapy for Borderline Resectable Pancreatic Adenocarcinoma: A Phase 2 Clinical Trial. JAMA Oncol. 2018; 4:963-969.

2. Nanda RH, El-Rayes B, Maithel SK, et al. Neoadjuvant modified FOLFIRINOX and chemoradiation therapy for locally advanced pancreatic cancer improves resectability. *J Surg Oncol*. 2015;111:1028-34.
3. Miyashita T, Tajima H, Makino I, et al. Neoadjuvant Chemotherapy with Gemcitabine Plus Nab-paclitaxel Reduces the Number of Cancer-associated Fibroblasts Through Depletion of Pancreatic Stroma. *Anticancer Res*. 2018; 38:337-343.
4. Oliver GR, Sugar E, Laheru D, et al. Family history of cancer and sensitivity to platinum chemotherapy in pancreatic adenocarcinoma. 2010 Gastrointestinal Cancers Symposium. Abstract No. 151.
5. Conroy T, Hammel P, Hebbar M, et al. FOLFIRINOX or Gemcitabine as Adjuvant Therapy for Pancreatic Cancer. *N Engl J Med* 2018;379:2395-2406.
6. Neoptolemos JP, Palmer DH, Ghaneh P, et al. Comparison of adjuvant gemcitabine and capecitabine with gemcitabine monotherapy in patients with resected pancreatic cancer (ESPAC-4): a multicentre, open-label, randomised, phase 3 trial. *Lancet*. 2017;389:1011-1024.
7. Neoptolemos JP, Moore MJ, Cox TF, et al. Effect of adjuvant chemotherapy with fluorouracil plus folinic acid or gemcitabine vs observation on survival in patients with resected periampullary adenocarcinoma: the ESPAC-3 periampullary cancer randomized trial. *JAMA*. 2012;308:147-56.
8. Cartwright TH, Cohn A, Varkey JA, et al. Phase II study of oral capecitabine in patients with advanced or metastatic pancreatic cancer. *J Clin Oncol* 2002;20:160-164.
9. Regine WF, Winter KA, Abrams RA, et al. Fluorouracil vs. gemcitabine chemotherapy before and after fluorouracil-based chemoradiation following resection of pancreatic adenocarcinoma. a randomized controlled trial. *JAMA* 2008; 299:1019-1026.
10. Schellenberg D, Kim J, Christman-Skieller C, Chun CL, et al. Single-fraction stereotactic body radiation therapy and sequential gemcitabine for the treatment of locally advanced pancreatic cancer. *Int J Radiat Oncol Biol Phys*. 2011 Sep 1;81(1):181-8.

## Locally Advanced or Metastatic Disease

### First line therapy

#### Good PS

#### Preferred regimen

#### FOLFIRINOX

藥品名	劑量 mg/m <sup>2</sup>	給藥日	頻率	週期	參考文獻
Irinotecan	180	1	Q2W	12	2
Oxaliplatin	85	1	Q2W	12	
Leucovorin	400	1	Q2W	12	
5-FU	400	1	Q2W	12	
5-FU	1200	1-2	Q2W	12	

#### modified FOLFIRINOX

藥品名	劑量 mg/m <sup>2</sup>	給藥日	頻率	週期	參考文獻
Irinotecan	150*	1	Q2W	2-8	2
Oxaliplatin	85	1	Q2W	2-8	
Leucovorin	400	1	Q2W	2-8	
5-FU	1200	1-2	Q2W	2-8	

\* 團隊共識

### Gemcitabine + Nab Paclitaxel

藥品名	劑量 mg/m <sup>2</sup>	給藥日	頻率	週期	參考文獻
Gemcitabine	1000	1, 8, 15	Q4W		3
Nab-Paclitaxel	125	1, 8, 15	Q4W		

### Only for known BRCA 1/2 or PALB2 mutation

#### Gemcitabine + Cisplatin

藥品名*	劑量 mg/m <sup>2</sup>	給藥日	頻率	週期	參考文獻
Gemcitabine	1000	1, 15	Q4W		1
Cisplatin	50	1, 15	Q4W		
Followed by ± Olaparib	300 mg PO BID				10

### Other Recommended Regimen

#### Gemcitabine + Erlotinib

藥品名*	劑量 mg/m <sup>2</sup>	給藥日	頻率	週期	參考文獻
Gemcitabine	1000	1, 8, 15	Q4W		4
Erlotinib	100-150	1-28	Q4W		



**Gemcitabine**

藥品名	劑量 mg/m <sup>2</sup>	給藥日	頻率	週期	參考文獻
Gemcitabine	1000	1, 8, 15	Q4W		5

**Gemcitabine + Capecitabine**

藥品名*	劑量 mg/m <sup>2</sup>	給藥日	頻率	週期	參考文獻
Gemcitabine	1000	1, 8, 15	Q4W		15
Capecitabine	1660 BID PO	1-21	Q4W		

**Capecitabine (not for metastatic disease)**

藥品名*	劑量 mg/m <sup>2</sup>	給藥日	頻率	週期	參考文獻
Capecitabine	1000 BID PO	1-21	Q4W		14

**Fix-dose-rate Gemcitabine, Docetaxel, Capecitabine (GTX)**

藥品名*	劑量 mg/m <sup>2</sup>	給藥日	頻率	週期	參考文獻
Gemcitabine	750*	1	Q3W		16
Docetaxel	30	4, 11	Q3W		
Capecitabine	750 BID PO	1-14	Q3W		

\*infusion over 75 min

**Gemcitabine + Nab-Paclitaxel + Cisplatin**

藥品名*	劑量 mg/m <sup>2</sup>	給藥日	頻率	週期	參考文獻
Gemcitabine	1000	1, 8	Q3W		17, 18
Nab-Paclitaxel	125	1, 8	Q3W		
Cisplatin	25	1, 9	Q3W		

**CapeOx (≤ 65 years, ECOG 0-1)**

藥品名*	劑量 mg/m <sup>2</sup>	給藥日	頻率	週期	參考文獻
Oxaliplatin	130	1	Q3W		16
Capecitabine	1000 BID PO	1-14	Q3W		

**CapeOx (> 65 years or ECOG 2)**

藥品名*	劑量 mg/m <sup>2</sup>	給藥日	頻率	週期	參考文獻
Oxaliplatin	110	1	Q3W		16
Capecitabine	750 BID PO	1-14	Q3W		

**Not list in NCCN**
**GOLF**

藥品名*	劑量 mg/m <sup>2</sup>	給藥日	頻率	週期	參考文獻
Gemcitabine	1000	1	Q2W		9
Oxaliplatin	85	1	Q2W		
Leucovorin	120	1	Q2W		
5-FU	1200	1-2	Q2W		

**SOLG**

藥品名*	劑量 mg/m <sup>2</sup>	給藥日	頻率	週期	參考文獻
Gemcitabine	800	1	Q2W		13
Oxaliplatin	85	1	Q2W		
Leucovorin	20 PO BID	1-7	Q2W		
TS-1	20-40 PO BID	1-7	Q2W		

**TS-1**

藥品名*	劑量 mg/m <sup>2</sup>	給藥日	頻率	週期	參考文獻
TS-1	80-120 PO	1-28 (1-14)	Q6W (Q3W)		6

**Poor PS****Preferred regimen****Gemcitabine**

藥品名*	劑量 mg/m <sup>2</sup>	給藥日	頻率	週期	參考文獻
Gemcitabine	1000	1, 8, 15	Q4W		5

**Fix-dose-rate Gemcitabine**

藥品名*	劑量 mg/m <sup>2</sup>	給藥日	頻率	週期	參考文獻
Gemcitabine	1000*	1, 8, 15	Q4W		7

\*Flow rate: 10mg/m<sup>2</sup>/min

## Metastatic, useful in certain circumstances

### Pembrolizumab

藥品名*	劑量 mg/m <sup>2</sup>	給藥日	頻率	週期	參考文獻
Pembrolizumab	200 mg	1	Q3W		8

### Larotrectinib NTRK gene dusion positive

藥品名*	劑量 mg/m <sup>2</sup>	給藥日	頻率	週期	參考文獻
Larotrectinib	100 mg PO BID	1			11

### Entrectinib NTRK gene dusion positive

藥品名*	劑量 mg/m <sup>2</sup>	給藥日	頻率	週期	參考文獻
Entrectinib	600 mg PO QD	1			12

## Metastatic Disease (maintenance therapy)

### Prior platinum-based therapy:

#### Rucaparib (for germline or somatic BRCA1/2 or PALB2 mutations)

藥品名*	劑量 mg/m <sup>2</sup>	給藥日	頻率	週期	參考文獻
Rucaparib	600 mg PO BID	1			19

\*For patients who did not have disease progression following their most recent platinum-based chemotherapy

## 參考文獻

1. Oliver GR, Sugar E, Laheru D, et al. Family history of cancer and sensitivity to platinum chemotherapy in pancreatic adenocarcinoma. 2010 Gastrointestinal Cancers Symposium. Abstract No. 151.
2. Conroy T, Desseigne F, Ychou M, et al. FOLFIRINOX versus gemcitabine for metastatic pancreatic cancer. *N Engl J Med* 2011;364:1817-25.
3. Von Hoff DD, Ervin T, Arena FP, et al. Increased survival in pancreatic cancer with nab-paclitaxel plus gemcitabine. *N Engl J Med* 2013;369:1691-703.
4. Moore MJ, Goldstein D, Hamm J, et al. Erlotinib plus gemcitabine compared with gemcitabine alone in patients with advanced pancreatic cancer: a phase III trial of the National Cancer Institute of Canada Clinical Trials Group. *J Clin Oncol.* 2007;25:1960-6.
5. Burris HA 3rd, Moore MJ, Andersen J, et al. Improvements in survival and clinical benefit with gemcitabine as first-line therapy for patients with advanced pancreas cancer: a randomized trial. *J Clin Oncol.* 1997;15:2403-13.
6. Ueno H, Ioka T, Ikeda M, et al. Randomized phase III study of gemcitabine plus S-1, S-1 alone, or gemcitabine alone in patients with locally advanced and metastatic pancreatic cancer in Japan and Taiwan: GEST study. *J Clin Oncol.* 2013;31:1640-8.
7. Gelibter A, Malaguti P, Di Cosimo S, et al. Fixed dose-rate gemcitabine infusion as first-line treatment for advanced-stage carcinoma of the pancreas and biliary tree. *Cancer.* 2005;104:1237-45.
8. Marabelle A, Le DT, Ascierto PA, et al. Efficacy of Pembrolizumab in Patients With Noncolorectal High Microsatellite Instability/Mismatch Repair-Deficient Cancer: Results From the Phase II KEYNOTE-158 Study. *J Clin Oncol.* 2020;38:1-10.
9. Gill S, Ko YJ, Cripps C, et al. PANCREOX: a randomized phase III study of 5-fluorouracil/leucovorin with or without oxaliplatin for second-line advanced pancreatic cancer in patients who have received gemcitabine-based chemotherapy. *J Clin Oncol.* 2016; 34: 3914–3920.
10. Golan T, Hammel P, Reni M, et al. Maintenance Olaparib for Germline BRCA-Mutated Metastatic Pancreatic Cancer. *N Engl J Med.* 2019;381:317-327.
11. Product Information: VITRAKVI(R) oral capsules, oral solution, larotrectinib oral capsules, oral solution. Loxo Oncology Inc (per FDA), Stamford, CT, 2018.

12. Product Information: ROZLYTREK(TM) oral capsules, entrectinib oral capsules. Genentech Inc (per FDA), South San Francisco, CA, 2019.
13. Chiang NJ, Tsai KK, Hsiao CF, et al. A multicenter, phase I/II trial of biweekly S-1, leucovorin, oxaliplatin and gemcitabine in metastatic pancreatic adenocarcinoma-TCOG T1211 study. *Eur J Cancer*. 2020 Jan;124:123-130.
14. Cartwright TH, Cohn A, Varkey JA, et al. Phase II study of oral capecitabine in patients with advanced or metastatic pancreatic cancer. *J Clin Oncol* 2002;20:160-164.
15. Cunningham D, Chau I, Stocken DD, et al. Phase III randomized comparison of gemcitabine (GEM) versus gemcitabine plus capecitabine (GEM-CAP) in patients with advanced pancreatic cancer. *J Clin Oncol* 2009;27:5513-5518.
16. Fine RL, Fogelman DR, Schreiber SM, et al. The gemcitabine, docetaxel, and capecitabine (GTX) regimen for metastatic pancreatic cancer: a retrospective analysis. *Cancer Chemother Pharmacol* 2008;61:167-175.
17. Jameson GS, Borazanci E, Babiker HM, et al. Response rate following albuminbound paclitaxel plus gemcitabine plus cisplatin treatment among patients with advanced pancreatic cancer: A phase 1b/2 pilot clinical trial [published online ahead of print, 2019 Oct 3] [published correction appears in *JAMA Oncol* 2019;5:1643]. *JAMA Oncol* 2019;6:125-132.
18. Shroff RT, Javle MM, Xiao L, et al. Gemcitabine, cisplatin, and nab-paclitaxel for the treatment of advanced biliary tract cancers: A phase 2 clinical trial. *JAMA Oncol* 2019;5:824-830.
19. Reiss KA, Mick R, O'Hara MH, et al. Phase II study of maintenance rucaparib in patients with platinum-sensitive advanced pancreatic cancer and a pathogenic germline or somatic variant in BRCA1, BRCA2, or PALB2. *J Clin Oncol* 2021;39:2497-2505.