

# 大腸直腸癌診療指引

## 一、參院參與討論同仁

<b>主席</b>	黃彥鈞醫師 (總召集人) / 張東晟醫師	
<b>附設醫院</b>	魏柏立醫師 (大腸直腸外科)	黃彥鈞醫師 (放射腫瘤科)
	李欣倫醫師 (放射腫瘤科)	陳嘉哲醫師 (大腸直腸外科)
	蔡佳叡醫師 (血液腫瘤科)	黃詠淑個管師 (癌症中心)
<b>萬芳醫院</b>	陳建信醫師 (大腸直腸外科)	張家崙醫師 (血液腫瘤科)
	趙興隆醫師 (放射腫瘤科)	林衣閣個管師 (癌症中心)
	李翰翔醫師 (大腸直腸外科)	
<b>雙和醫院</b>	張東晟醫師 (大腸直腸外科)	謝耀宇醫師 (血液腫瘤科)
	莊博雅醫師 (血液腫瘤科)	林彧德醫師 (血液腫瘤科)
	簡怡翎個管師 (癌症中心)	

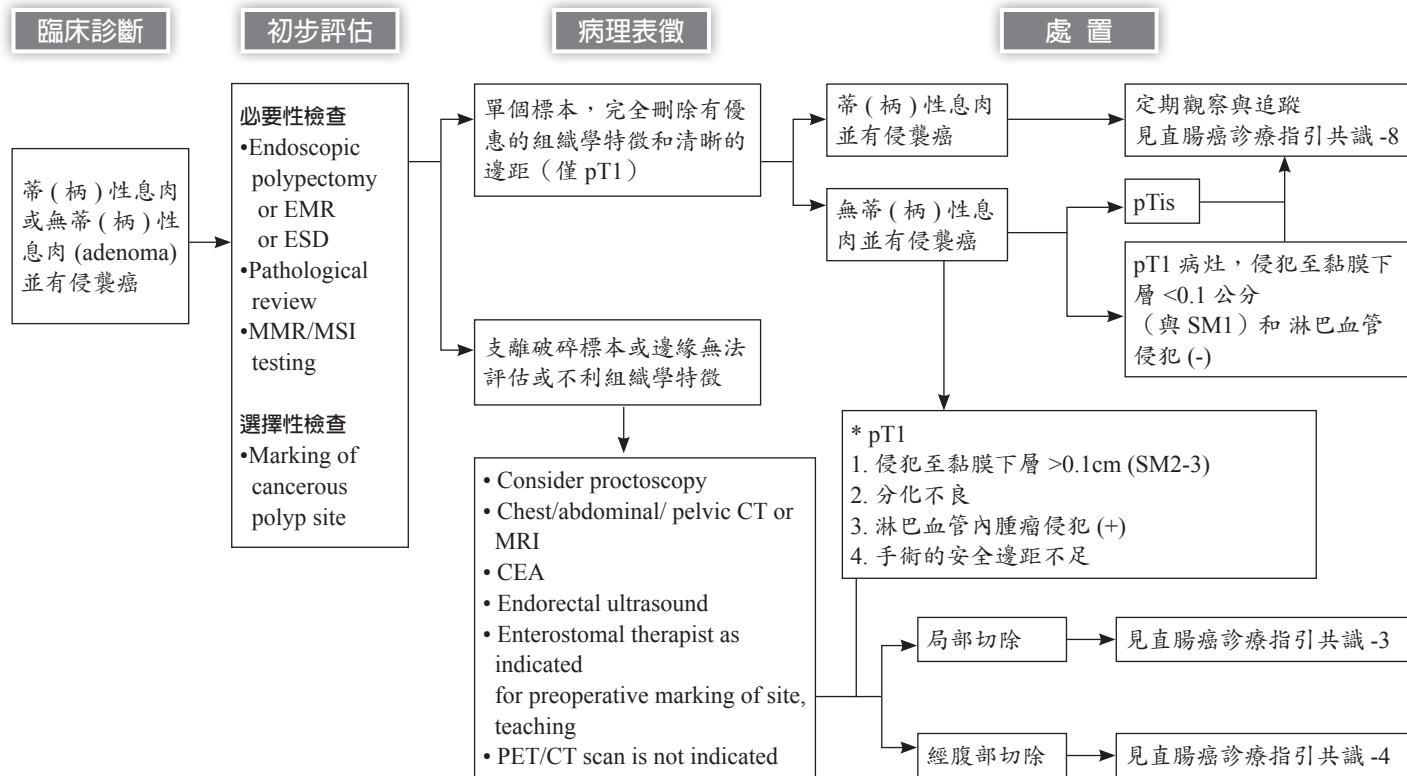
二、討論日期：112 年 11 月 15 日

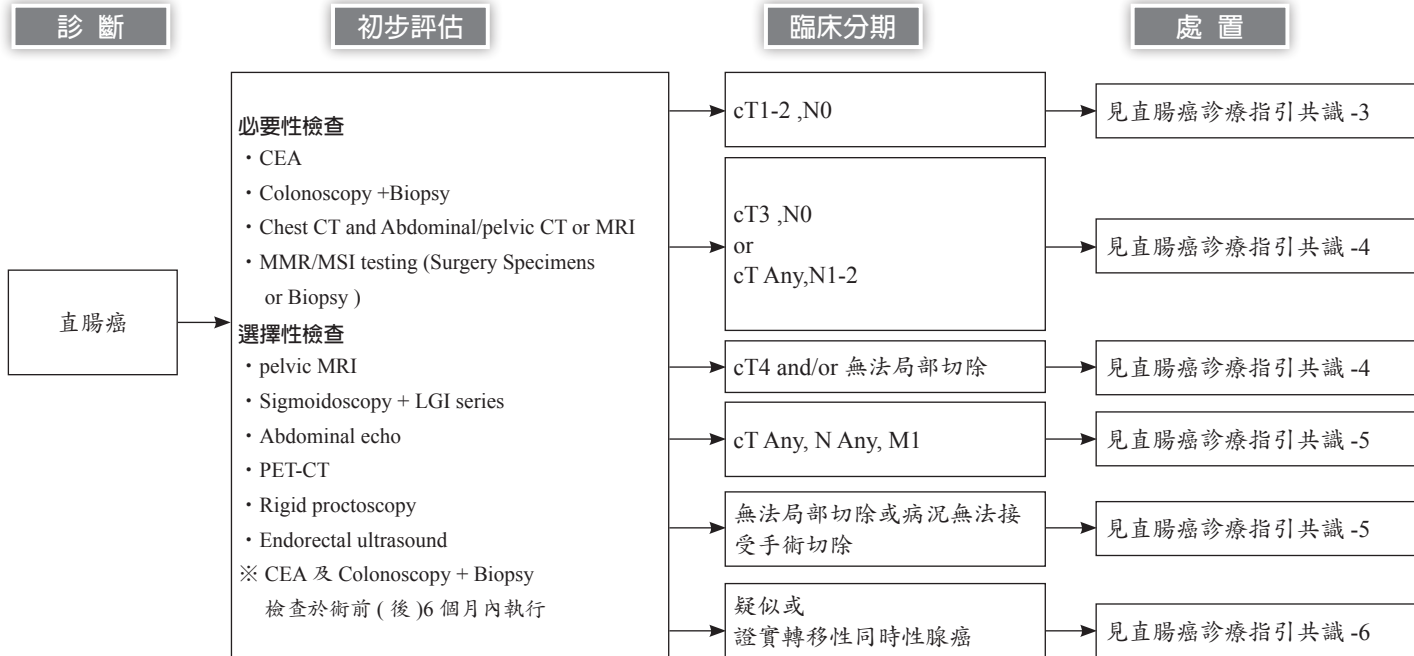
三、校稿人員：張東晟醫師 / 簡怡翎個管師

## 113 年版與上一版差異：

112 年修訂版	113 年修訂版
<p><u>直腸癌診療指引共識 -3</u></p> <p>cT1-2,N0</p> <p>1. 處置治療中 cT1N0 與局部切除</p>	<p><u>直腸癌診療指引共識 -3</u></p> <p>1. 修訂</p> <p>外科手術切除</p>
<p><u>直腸癌診療指引共識 -4</u></p> <p>• cT3,N0,M0 和 cT1-3,N1-2</p> <p>1. 病人之病況無法接受前導性化療放療</p> <p>2. 前導性化學治療、放射線治療</p> <p>• 風險因子</p>	<p><u>直腸癌診療指引共識 -4</u></p> <p>1. 修改為</p> <p>病人之病況無法接受前導性化療放療 ( 低風險、高位直腸腫瘤 ) .</p> <p>2. 修改為</p> <p>非 T4 且可保留肛門手術的化療 ( 12-16 週 ) . 參見直腸癌診療指引共識 -4</p> <p>新增風險因子</p> <p>dMMR/MSI-H，免疫療法。( 可選擇 )</p>
<p><u>直腸癌診療指引共識 -5</u></p> <p>轉移處可切除：僅肝轉移或肺轉移</p> <p>-&gt; 前導性化學治療 * ± 標靶治療 ± 放射線治療 -&gt; → 腸切除術</p> <p>+ 轉移性腫瘤局部切除</p>	<p><u>直腸癌診療指引共識 -5</u></p> <p>修改為</p> <p>新輔助化療 * ± 標靶治療 ± 放射線治療</p> <p>-&gt; 原發腫瘤切除</p> <p>± 轉移病灶切除術 ± 短期放射治療</p>

# 《直腸癌診療指引共識 -1》

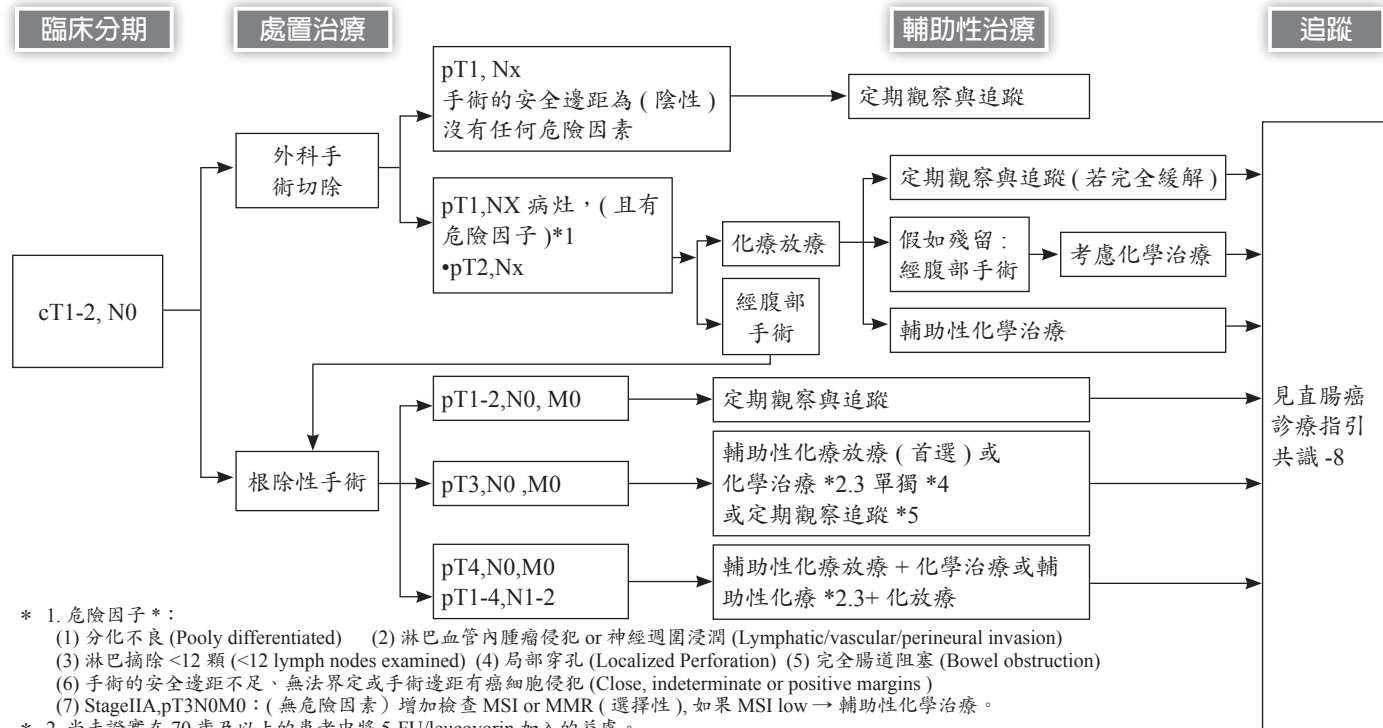




### 直腸癌定義：

距離肛門口 15 公分以內之直腸，依病灶下緣距肛門口的距離分為上 (>11cm)、中 (>7cm & ≤ 11 cm)、下 (≤ 7 cm) 三段。對於中、下段局部廣泛性的癌症，且年齡介於 18 至 75 歲的病人，可接受手術前放射及化學治療，之後再實施根治性手術切除。對於上段直腸癌患者，則建議由臨床醫師視患者狀況而定，可直接進行手術，或採用手術前放射及化學治療，之後再實施根治性手術切除。

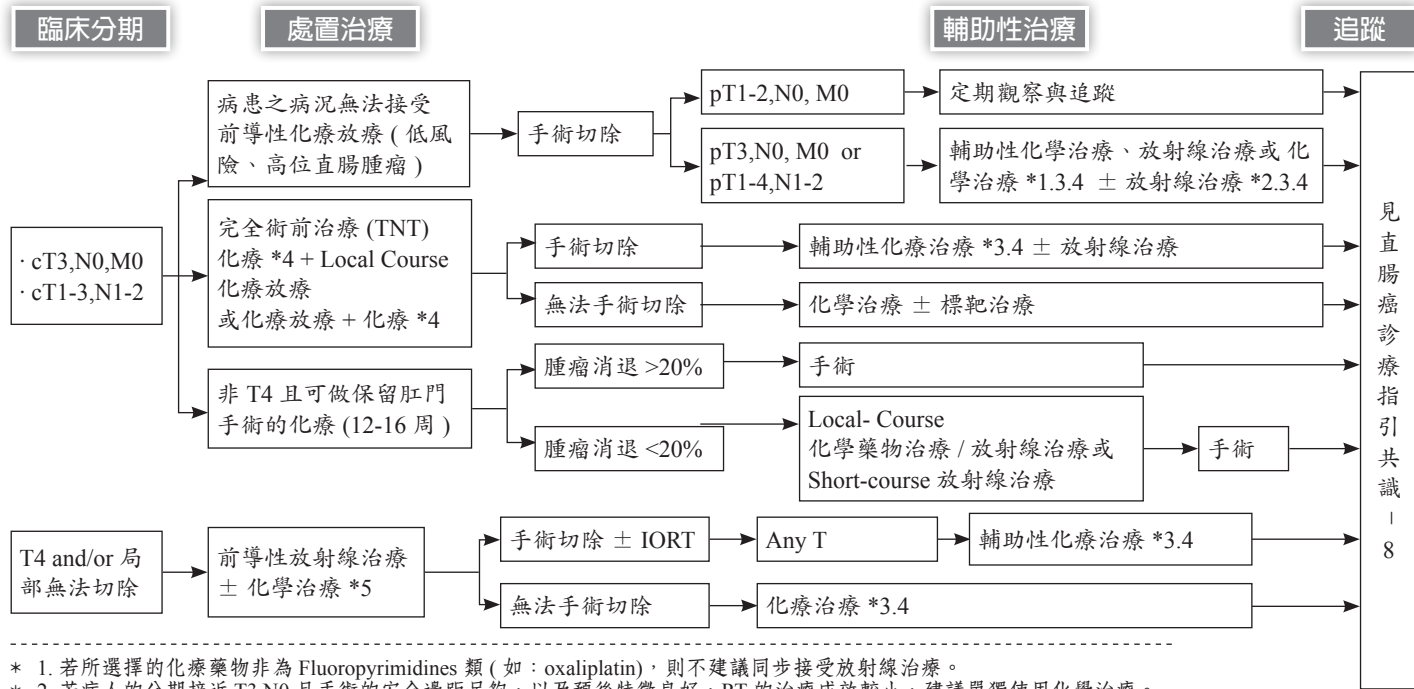
## 《直腸癌診療指引共識 -3》



\* 1. 危險因子\*:

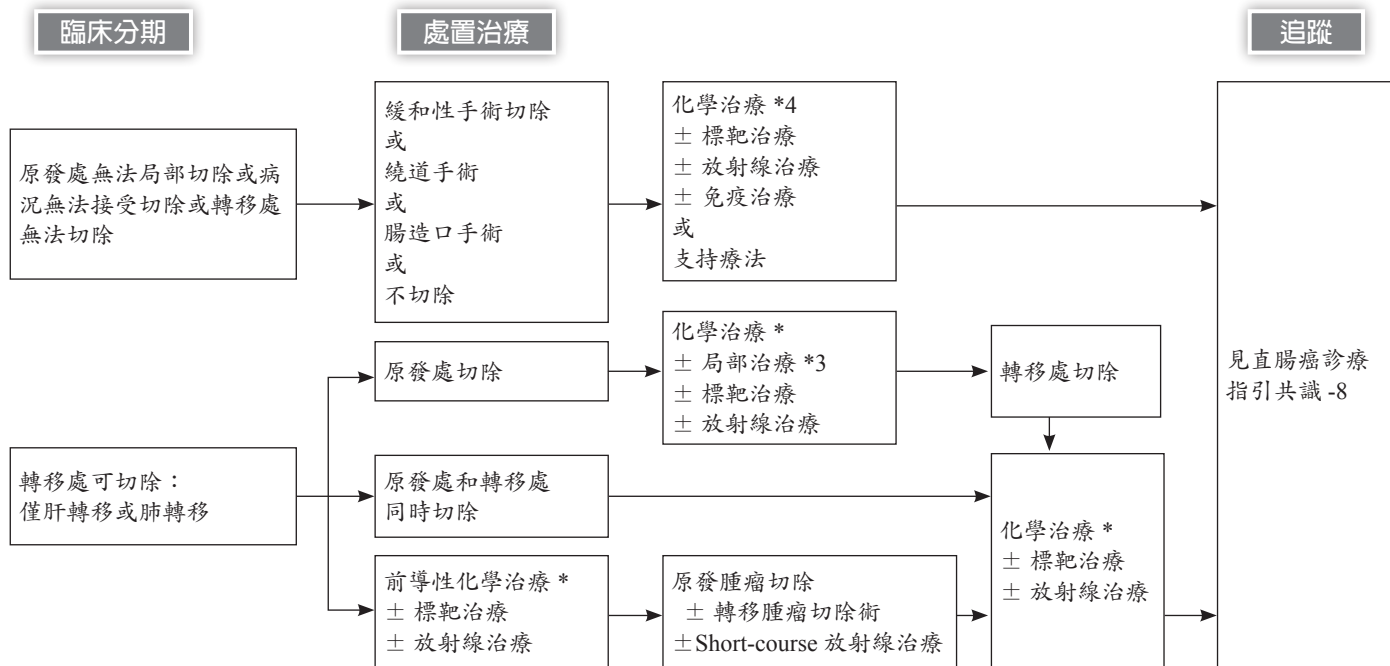
- (1) 分化不良 (Poorly differentiated)
- (2) 淋巴血管內腫瘤侵犯或神經週圍浸潤 (Lymphatic/vascular/perineural invasion)
- (3) 淋巴摘除 <12 顆 (<12 lymph nodes examined)
- (4) 局部穿孔 (Localized Perforation)
- (5) 完全腸道阻塞 (Bowel obstruction)
- (6) 手術的安全邊距不足、無法界定或手術邊距有癌細胞侵犯 (Close, indeterminate or positive margins)
- (7) StageIIA, pT3N0M0: (無危險因素) 增加檢查 MSI or MMR (選擇性), 如果 MSI low → 輔助性化學治療。

- \* 2. 尚未證實在 70 歲及以上的患者中將 5-FU/leucovorin 加入的益處。
- \* 3. 對於 70 歲以下且 ECOG: 0-2 分的患者, 我們建議採標準化療處方。
- \* 4. 僅用於 R0 切除。
- \* 5. 觀察: 僅針對上直腸, G1/2, LVSI(-), R0 resection & mesorectum invasion < 2 mm。

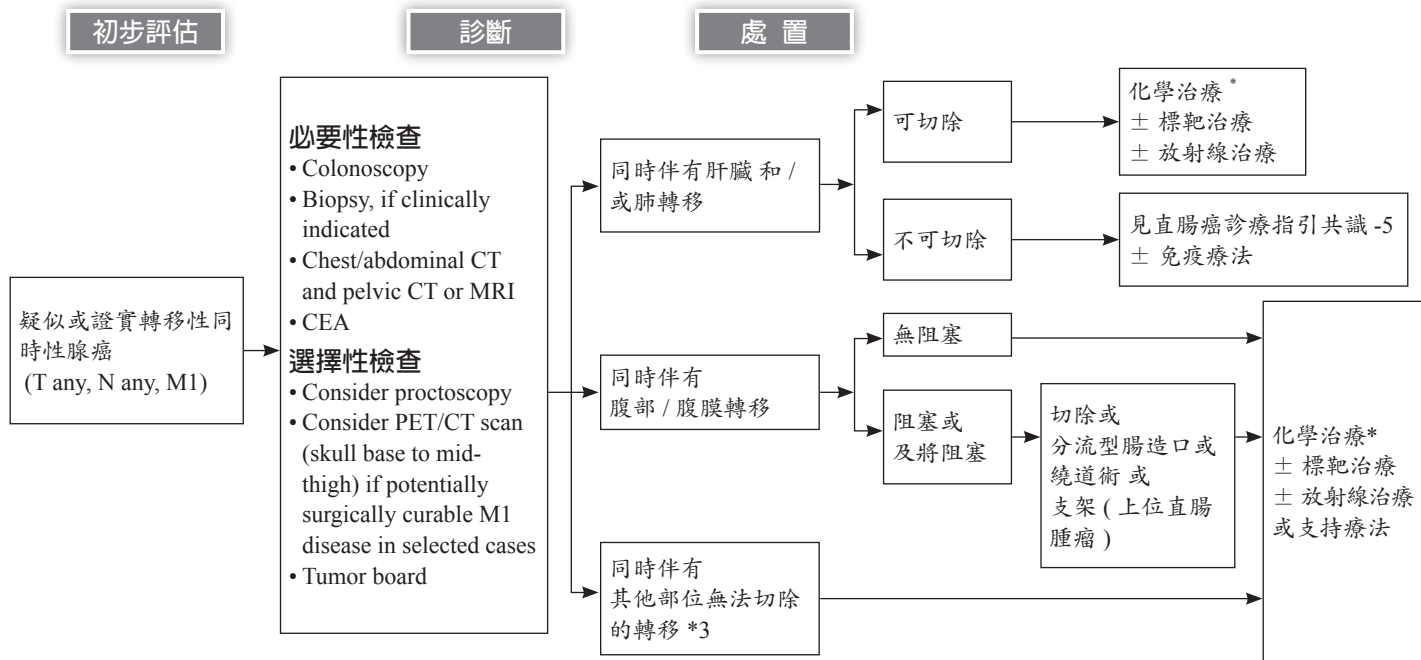


- \* 1. 若所選擇的化療藥物非為 Fluoropyrimidines 類 (如: oxaliplatin), 則不建議同步接受放射線治療。
- \* 2. 若病人的分期接近 T3,N0 且手術的安全邊距足夠, 以及預後特徵良好, RT 的治療成效較小, 建議單獨使用化學治療。
- \* 3. 尚未證實在 70 歲及以上的患者中將 5-FU/leucovorin 加入的益處。
- \* 4. 對於 70 歲以下且 ECOG: 0-2 分的患者, 我們建議採標準化療處方。
- \* 5. CCRT 後和手術維護前 (可選擇) 添加口服化療 5-Fluorouracil base
- \* 6. 監測建議包括 DRE、直腸鏡檢查, 每 3-4 個月一次, 持續 2 年, 然後每 6 個月一次, 共 5 年。(可選擇)  
建議每 6 個月進行一次 MRI 直腸檢查至少 3 年, 以監測管腔外局部復發情況。(可選擇)
- \* 7. d-MMR, MSI-H, 免疫療法。(可選擇)

## 《直腸癌診療指引共識 -5》



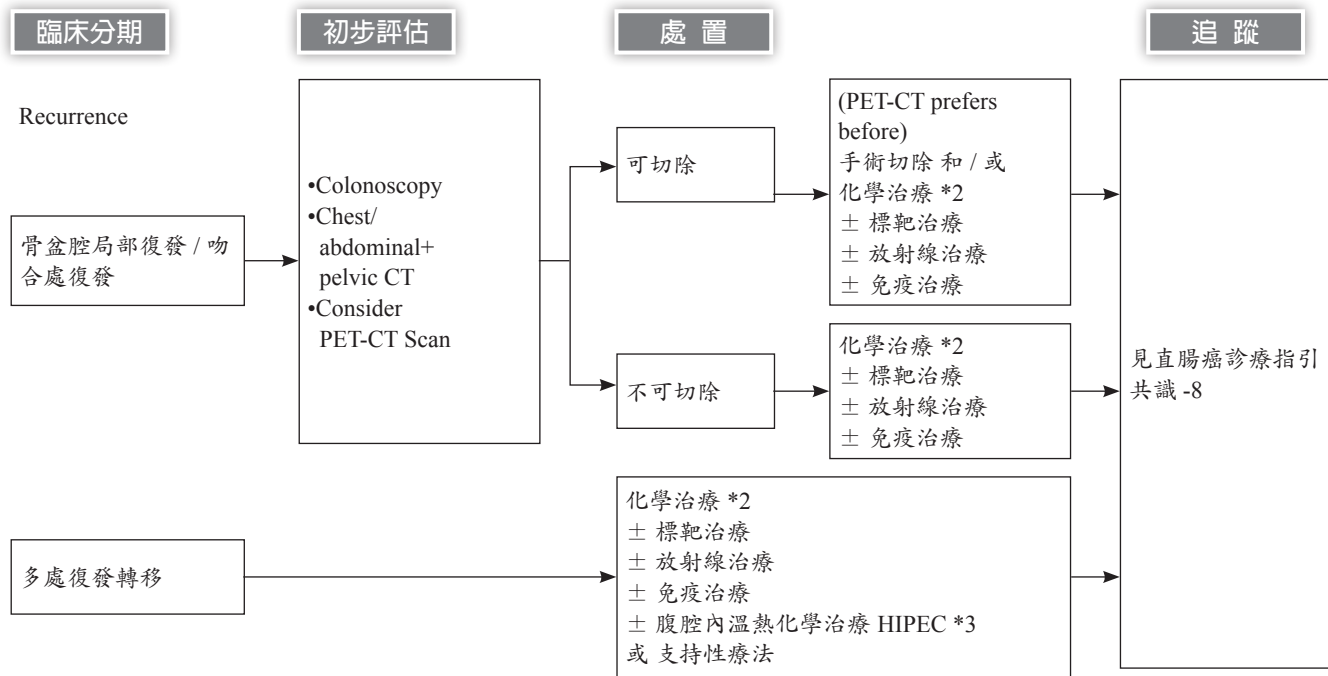
- \* 1. 確定 KRAS, NRAS 和 BRAF 突變和 HER2 擴增的腫瘤基因狀態 (單獨或作為部分基於組織或血液的下一代測序 [NGS panel]) (可選)。
- \* 2. 對於 70 歲以下且 ECOG : 0-2 分的患者, 我們建議採標準化療處方。
- \* 3. 對於非進展性原發性腫瘤, 切除術優於局部消融術 (例如, 圖像引導消融術或立體定向放射治療 (SBRT))。然而, 這些局部技術可考慮用於肝或肺寡轉移。
- \* 4. 肝動脈輸注 ± 全身性化療 5-FU/leucovorin (category 2B) (此選擇適用於有經驗的機構及有經驗的醫師)。



- \* 1. 確定 KRAS, NRAS 和 BRAF 突變和 HER2 擴增的腫瘤基因狀態 (單獨或作為部分基於組織或血液的下一代測序 [NGS panel]) (可選)。
- \* 2. 對於 70 歲以下且 ECOG : 0-2 分的患者，我們建議採標準化療處方。
- \* 3. 當腫瘤存在阻塞、大出血、穿孔或其他重要症狀的立即風險時，可考慮切除腫瘤。
- \* 4. 如 d-MMR, MSI-H 可考慮免疫療法。



## 《直腸癌診療指引共識 -7》

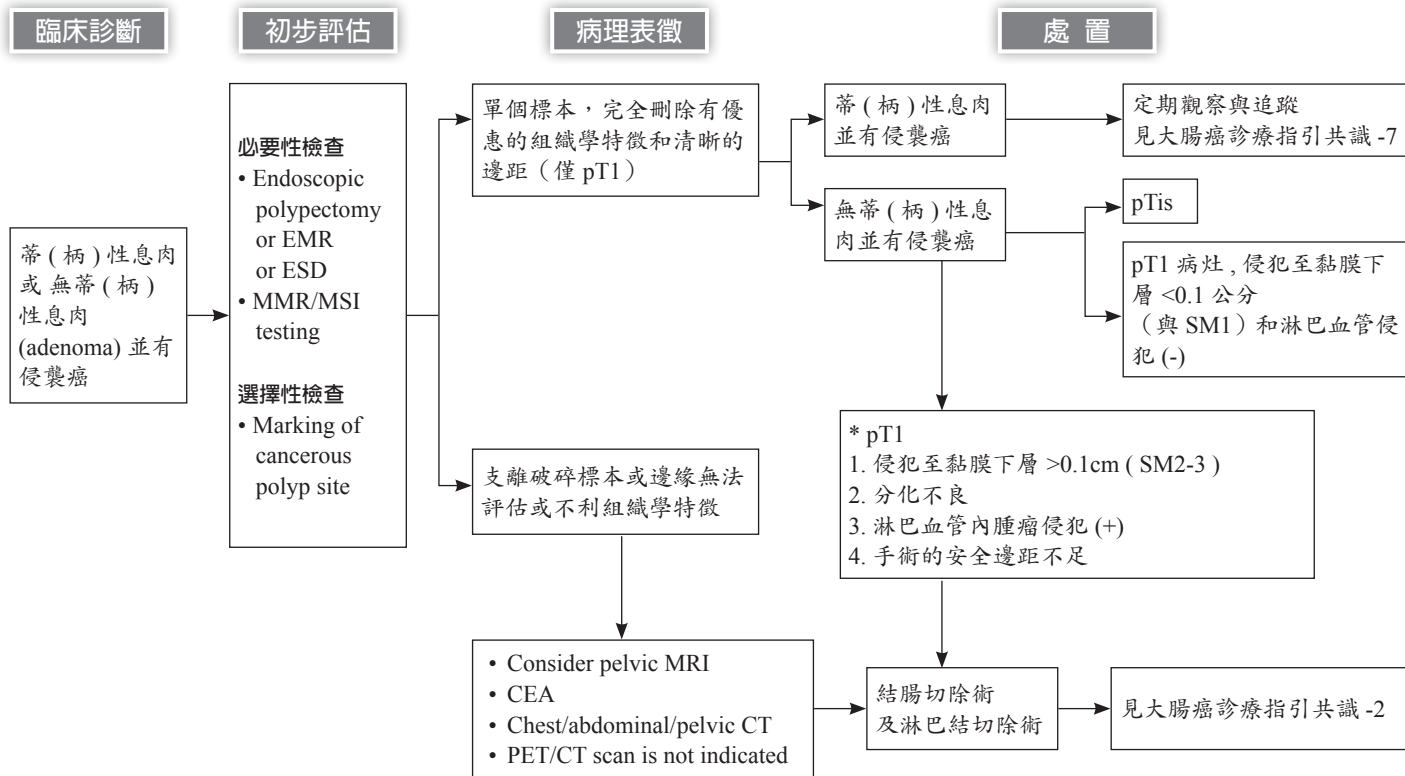


- \* 1. 確定 KRAS, NRAS 和 BRAF 突變和 HER2 擴增的腫瘤基因狀態 (單獨或作為部分基於組織或血液的下一代測序 [NGS panel]) (可選)。
- \* 2. 對於 70 歲以下且 ECOG : 0-2 分的患者，我們建議採標準化療處方。
- \* 3. 直腸癌僅腹膜轉移未合併肝肺轉移，且 ECOG : 0-1，心臟、肺、腎功能正常者，→ 癌細胞減積手術 ± 腹腔內溫熱化學治療 (選擇性)

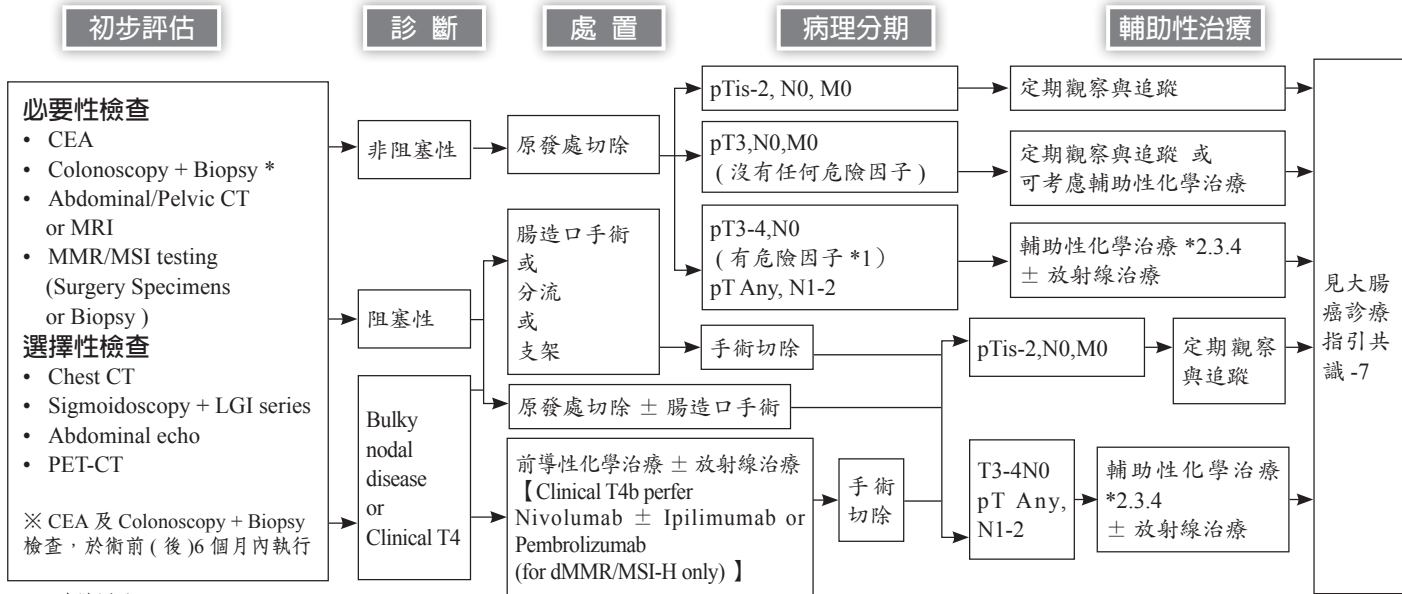
## 《直腸癌診療指引共識 -8》

Follow up Program for Rectal Cancer Patients ( at least 5 years )	
CEA	術後第一個月，兩年內每三到六個月，以後每六個月一次。
Chest /Abdomen + pelvic CT	(1) Stage II,III: 每 6-12 個月一次，總共 5 年
	(2) Stage IV: 兩年內每 3-6 個月一次，以後每 6-12 個月一次，總共 5 年
Colonoscopy or Barium enema + Sigmoidoscopy	第一年一次，之後每隔一年一次。  術前為阻塞型病灶，未全程做完大腸鏡檢者，術後 3-6 個月內即應再施檢一次。 若為 advanced adenoma，追蹤 1 年。 若非為 advance adenoma，追蹤 3 年而後追蹤 5 年。
Rigid proctoscopy ( 選擇性 )	每 3-4 個月一次，持續 2 年，然後每 6 個月一次，共 5 年。
Abdomen sono ( 選擇性 )	每半年一次。
PET-CT scan ( 選擇性 )	臨床評估需要時。

# 《大腸癌診療指引共識 -1》



# 《大腸癌診療指引共識 -2》



\* 1. 危險因子：

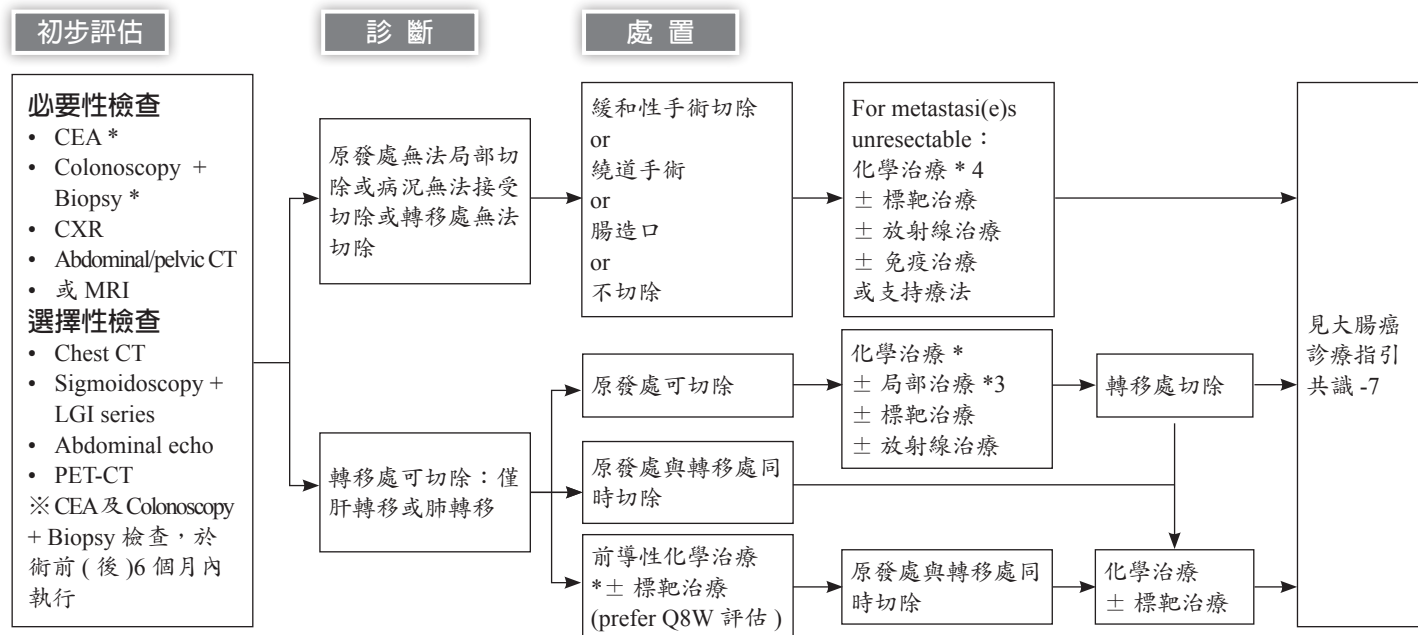
- (1) 分化不良 (Poorly differentiated)
- (2) 淋巴血管內腫瘤侵犯或神經週圍浸潤 (Lymphatic/vascular/perineural invasion)
- (3) 淋巴摘除 <12 顆 (<12 lymph nodes examined)
- (4) 局部穿孔 (Localized Perforation)
- (5) 完全腸道阻塞 (Bowel obstruction)
- (6) 手術的安全邊距不足、無法界定或手術邊距有癌細胞侵犯 (Close, indeterminate or positive margins)
- (7) StageIIA,pT3N0M0：(無危險因素) 增加檢查 MSI 或 MMR (選擇性), 如果 MSI low → 輔助性化學治療。

\* 2. A survival benefit has not been demonstrated for the addition of oxaliplatin to 5-FU/leucovorin in stage II colon cancer. Tournigand C, André T, Bonnetain F, et al. Adjuvant therapy with fluorouracil and oxaliplatin in stage II and elderly patients (between ages 70 and 75 years) with colon cancer: subgroup analyses of the Multicenter International Study of Oxaliplatin, Fluorouracil, and Leucovorin in the Adjuvant Treatment of Colon Cancer trial. J Clin Oncol 2012; published online ahead of print on August 20, 2012.

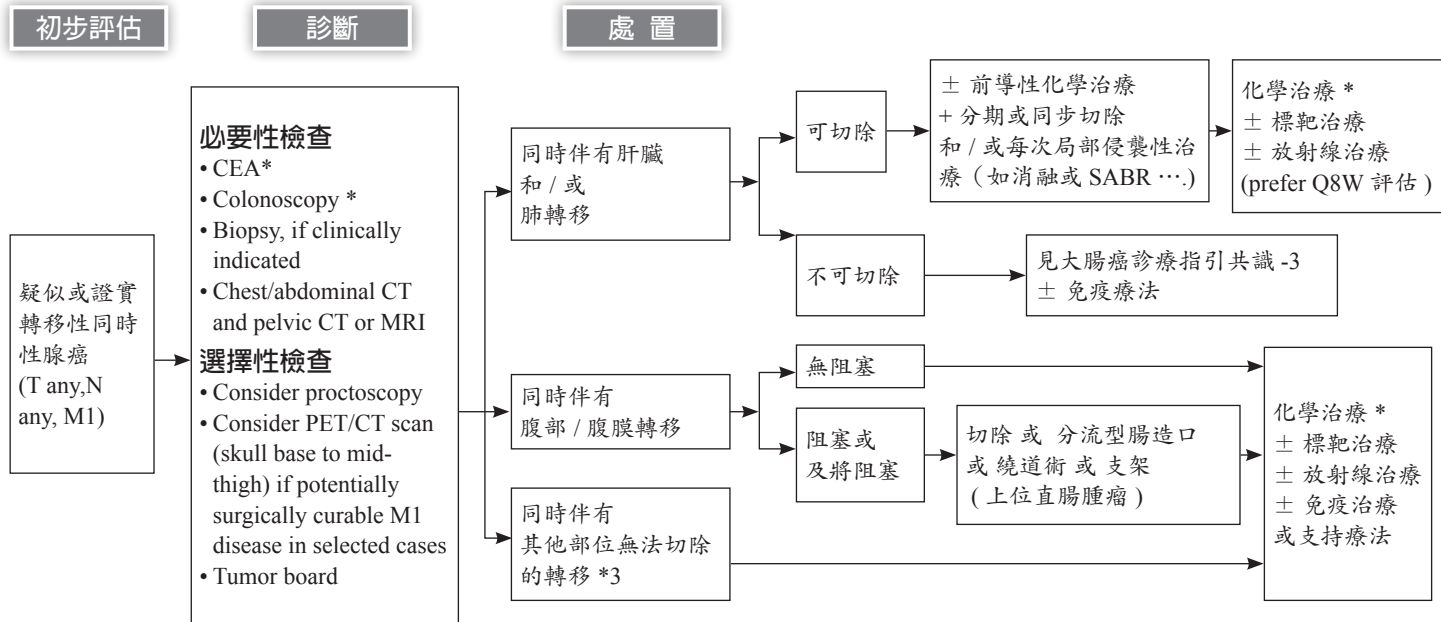
\* 3. A benefit for the addition of oxaliplatin to 5-FU/leucovorin in patients age 70 and older has not been proven.

\* 4. 對於 70 歲以下且 ECOG：0-2 分的患者，我們建議採標準化療處方。

## 《大腸癌診療指引共識 -3》



- \* 1. 確定 KRAS, NRAS 和 BRAF 突變和 HER2 擴增的腫瘤基因狀態 (單獨或作為部分基於組織或血液的下一代測序 [NGS panel]) (可選)。
- \* 2. 對於 70 歲以下且 ECOG: 0-2 分的患者，我們建議採標準化療處方。
- \* 3. 對於非進展性原發性腫瘤，切除術優於局部消融術 (例如，圖像引導消融術或立體定向放射治療 (SBRT))。然而，這些局部技術可考慮用於肝或肺寡轉移。
- \* 4. 肝動脈輸注 ± 全身性 5-FU/leucovorin (category 2B) 也是有經驗的機構的一種選擇該程序的外科和內科腫瘤學方面。



\* 1. CEA and Colonoscopy + Biopsy (接受切除手術之個案, 如果切除前無法進行結腸鏡檢查, 則必須在 6 個月內進行結腸鏡檢查)  
 \* 2. 確定 KRAS, NRAS 和 BRAF 突變和 HER2 擴增的腫瘤基因狀態 (單獨或作為部分基於組織或血液的下一代測序 [NGS panel]) (可選)。  
 \* 3. 對於 70 歲以下且 ECOG: 0-2 分的患者, 我們建議採標準化療處方。  
 \* 4. 當腫瘤存在阻塞、大出血、穿孔或其他重要症狀的立即風險時, 可考慮切除腫瘤。  
 \* 5. 如 d-MMR, MSI-H 可考慮免疫療法。  
 \* 6. 大腸癌僅腹膜轉移未合併肝肺轉移, 且 ECOG: 0-1, 心臟、肺、腎功能正常者, 一癌細胞減積手術 士腹腔內溫熱化學治療 (選擇性)。

## 《大腸癌診療指引共識 -5》

初步評估

診斷

處置

Metastases

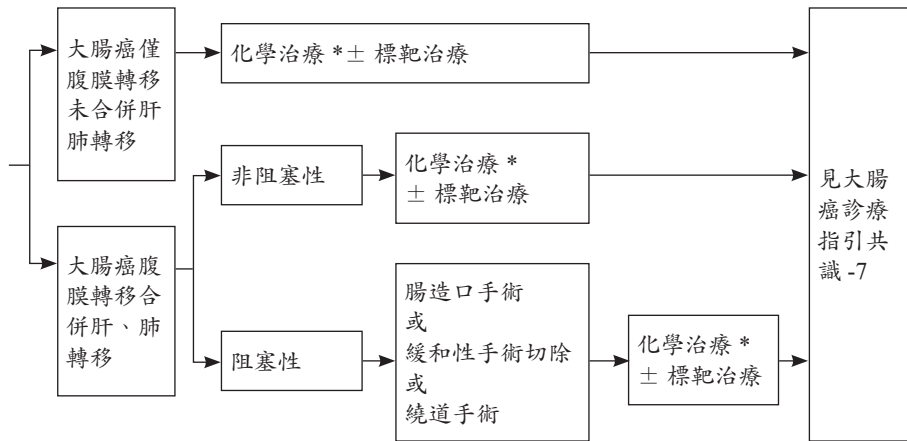
### 必要性檢查

- CEA \*
- Colonoscopy + Biopsy \*
- CXR
- Abdominal/pelvic
- CT or MRI
- KRAS gene status

### 選擇性檢查

- Chest CT
- Sigmoidoscopy + LGI series
- Abdominal echo
- PET-CT
- Needle biopsy, if clinically indicated
- Multidisciplinary team evaluation, including a surgeon experienced in the resection of hepatobiliary and lung metastases

※ CEA 及 Colonoscopy + Biopsy 檢查，於術前（後）6 個月內執行



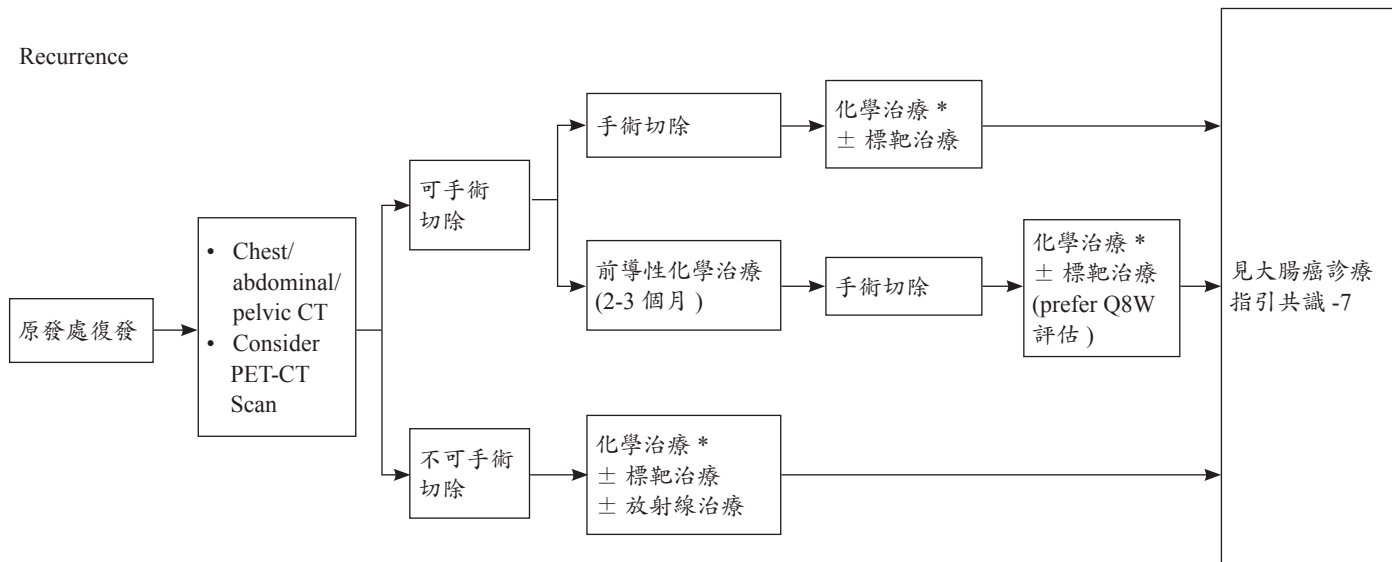
- \* 1. 確定 KRAS, NRAS 和 BRAF 突變和 HER2 擴增的腫瘤基因狀態（單獨或作為部分基於組織或血液的下一代測序 [NGS panel]）（可選）。
- \* 2. 對於 70 歲以下且 ECOG : 0-2 分的患者，我們建議採標準化療處方。
- \* 3. 如 d-MMR, MSI-H 可考慮免疫療法。
- \* 4. 大腸癌僅腹膜轉移未合併肝肺轉移，且 ECOG : 0-1，心臟、肺、腎功能正常者，→ 癌細胞減積手術 ± 腹腔內溫熱化學治療（選擇性）。

診斷

評估

處置

Recurrence



- \* 1. 確定 KRAS, NRAS 和 BRAF 突變和 HER2 擴增的腫瘤基因狀態 (單獨或作為部分基於組織或血液的下一代測序 [NGS panel]) (可選)。
- \* 2. 對於 70 歲以下且 ECOG : 0-2 分的患者, 我們建議採標準化療處方。
- \* 3. 如 d-MMR, MSI-H 可考慮免疫療法。



## 《大腸癌診療指引共識 -7》

Follow up Program for Colon Cancer Patients ( at least 5 years )	
CEA	術後第一個月，兩年內每三到六個月，以後每六個月一次。
Chest /Abdomen + pelvic CT	(1) Stage II,III: 每 6-12 個月一次，總共 5 年
	(2) Stage IV: 兩年內每 3-6 個月一次，以後每 6-12 個月一次，總共 5 年
Colonoscopy or Barium enema + Sigmoidoscopy	第一年一次，之後每隔一年一次。  術前為阻塞型病灶，未全程做完大腸鏡檢者，術後 3-6 個月內即應再施檢一次。 若為 advanced adenoma，追蹤 1 年。 若非為 advance adenoma，追蹤 3 年而後追蹤 5 年。
Abdomen sono ( 選擇性 )	每半年一次
PET-CT scan ( 選擇性 )	臨床評估需要時。

## 參考資料：

1. NCCN Clinical Practice Guidelines in Oncology: Rectal Cancer Version 5.2023— September 21, 2023.
2. NCCN Clinical Practice Guidelines in Oncology: Colon Cancer Version 3.2023 —September 21, 2023
3. Colorectal Cancer- From Prevention to Patient Care .Published in print edition February , 2012.
4. Japanese Society for Cancer of the Colon and Rectum. JSCCR Guidelines 2016 for the Treatment of Colorectal Cancer. 金原出版株式會社 , ISBN978-4-307-20361-6.
5. Recommendations and consensus on the treatment of peritoneal metastases of colorectal origin: a systematic review of national and international guidelines. *Colorectal Dis.* 2017 Mar;19(3):224-236.doi:10.1111/codi.13593. <https://www.ncbi.nlm.nih.gov/pubmed/28008728>
6. Andre T, Quinaux E, Louvet C, Colin P, Gamelin E, Bouche O, Achille E, Piedbois P, Tubiana-Mathieu N, Boutan-Laroze A, Flesch M, Lledo G, Raoul Y, Debrux I, Buyse M, de Gramont A. Phase III Study Comparing a Semimonthly With a Monthly Regimen of Fluorouracil and Leucovorin As Adjuvant Treatment for Stage II and III Colon Cancer Patients : Final Results of GERCOR C96.1. *L Clin Oncol* 25 ( 24 ) : 3732-3738, 2007.
7. André, Corrado Boni, Lamia Mounedji-Boudiaf, Matilde Navarro, Josep Tabernero, Tamas Hickish, Clare Topham, Marta Zaninelli, Philip Clingan, John Bridgewater, Isabelle Tabah-Fisch, Aimery de Gramont, for the Multicenter International Study of Oxaliplatin / 5-Fluorouracil / Leucovorin in the Adjuvant Treatment of Colon Cancer (MOSAIC) Investigators Oxaliplatin, Fluorouracil, and Leucovorin as Adjuvant Treatment for Colon Cancer. *NEJM* 350 ( 23 ) : 2343-2351, 2004.
8. Chris Twelves, Alfred Wong, Marek P. Nowacki, Markus Abt, Howard Burris, III, et al. Capecitabine as Adjuvant Treatment for Stage III Colon Cancer. *NEJM* 352 ( 26 ) : 2696-2704, 2005.
9. Kato T, Ohashi Y, Nakazato H, Koika A, Saji S, Suzuki H, et al. Efficacy of oral UFT as adjuvant chemotherapy to curative resection of colorectal cancer : multicenter prospective randomized trial. *Langenbeck ' s Arch Surg* 2002 ; 386 : 575–81.
10. Akasu T, Moriya Y, Ohashi Y, Yoshida S, Shirao K, Kodaira S. Adjuvant chemotherapy with uraciltegarafur for pathological

- stage III rectal cancer after excision with selective lateral pelvic lymphadenectomy : a multicenter randomized controlled trial. *Jpn J Clin Oncol* 2006 ; 36 : 237-44.
11. Thomas E. Seay, Jeffrey K. Giguere, M. Ernest Marshall, Andrew D. Jacobs, Lauren K. Colman, Atilla Soran, Greg Yothers, and Norman Wolmark. Oral Uracil and Tegafur Plus Leucovorin Compared With Intravenous Fluorouracil and Leucovorin in Stage II and III Carcinoma of the Colon : Results From National Surgical Adjuvant Breast and Bowel Project Protocol C-06. *Journal of Clinical Oncology*. 2006 ; 24 ( 13 ) : 2059-2064.
  12. Daniel G. Haller, Josep Taberero, Jean Maroun, et al. Capecitabine Plus Oxaliplatin Compared with Fluorouracil and Folinic Acid as Adjuvant Therapy for Stage III Colon Cancer. *Journal of Clinical Oncology* 29 : 1-9, 2011
  13. E Bajetta, M Di Bartolomeo, R Buzzoni, et al. Uracil/ftorafur/Leucovorin combined with irinotecan (TEGAFIRI) or oxaliplatin (TEGAFOX) as
  14. first-line treatment for metastatic colorectal cancer patients: results of randomised phase II study. *British Journal of Cancer* 96 : 439-444, 2007

# 《大腸直腸癌抗癌藥物治療指引》

## Adjuvant Therapy of Colon Cancer

### mFOLFOX6

藥品名	劑量 mg/m <sup>2</sup>	給藥日	頻率	週期	參考文獻
Oxaliplatin	85	1	Q2W	12	1-3
Leucovorin	400	1	Q2W	12	1-3
5-FU	400	1	Q2W	12	1-3
5-FU	1200*	1-2	Q2W	12	1-3

\* Continuous infusion for 24 hours

### FOLFOX4

藥品名	劑量 mg/m <sup>2</sup>	給藥日	頻率	週期	參考文獻
Oxaliplatin	85	1	Q2W	12	8
Leucovorin	200	1	Q2W	12	8
5-FU	400	1	Q2W	12	8
5-FU	600*	1-2	Q2W	12	8

\* Continuous infusion for 24 hours

### FOLFOX7

藥品名 *	劑量 mg/m <sup>2</sup>	給藥日	頻率	週期	參考文獻
Oxaliplatin	85	1	Q2W		11
Leucovorin	400	1	Q2W		
5-FU	1200*	1-2	Q2W		

\* Continuous infusion for 24 hours

### Capecitabine

藥品名	劑量 mg/m <sup>2</sup>	給藥日	頻率	週期	參考文獻
Capecitabine	1250 PO BID	1-14	Q3W	8	4

### CapeOx

藥品名	劑量 mg/m <sup>2</sup>	給藥日	頻率	週期	參考文獻
Oxaliplatin	130	1	Q3W	8	5
Capecitabine	1000 PO BID	1-14	Q3W	8	5

### 5-FU+LV

藥品名	劑量 mg/m <sup>2</sup>	給藥日	頻率	週期	參考文獻
Leucovorin	500	1, 8, 15, 22, 29, 36	Q8W	4	6
5-FU	500	1, 8, 15, 22, 29, 36	Q8W	4	6

### sLV5FU2

藥品名	劑量 mg/m <sup>2</sup>	給藥日	頻率	週期	參考文獻
Leucovorin	400	1	Q2W	12	7
5-FU	400	1	Q2W	12	7
5-FU	1200*	1-2	Q2W	12	7

\* Continuous infusion for 24 hours

藥品名	劑量 mg/m <sup>2</sup>	給藥日	頻率	週期	參考文獻
UFUR	300-350/day PO	1-28	Q4W	6	9
± Leucovorin	50-150 mg PO QD	1-28	Q4W	6	

藥品名	劑量 mg/m <sup>2</sup>	給藥日	頻率	週期	參考文獻
TS-1	40 PO BID	1-28	Q6W	4	10

## Neoadjuvant Therapy of Colon Cancer

同 1<sup>st</sup> line therapy of metastatic colon cancer

### 參考文獻

1. Andre T, Boni C, Mounedji-Boudiaf L, et al. Oxaliplatin, fluorouracil, and leucovorin as adjuvant treatment for colon cancer. *N Engl J Med* 2004;350:2343-2351.
2. Cheeseman SL, Joel SP, Chester JD, et al. A 'modified de Gramont' regimen of fluorouracil, alone and with oxaliplatin, for advanced colorectal cancer. *Br J Cancer* 2002;87:393-399.
3. Maindrault-Goebel F, deGramont A, Louvet C, et al. Evaluation of oxaliplatin dose intensity in bimonthly leucovorin and 48-hour 5-fluorouracil continuous infusion regimens (FOLFOX) in pretreated metastatic colorectal cancer. *Annals of Oncology* 2000;11:1477-1483.
4. Twelves C, Wong A, Nowacki MP, et al. Capecitabine as adjuvant treatment for stage III colon cancer. *N Engl J Med* 2005;352:2696-2704.
5. Schmoll HJ, Cartwright T, Taerner J, et al. Phase III trial of capecitabine plus oxaliplatin as adjuvant therapy for stage III colon cancer: a planned safety analysis in 1,864 patients. *J Clin Oncol* 2007;25:102-109.
6. Haller DG, Catalano P, Macdonald JS, Mayer RJ. Phase III study of fluorouracil, leucovorin and levamisole in high risk stage II and III colon cancer: final report of Intergroup 0089. *J Clin Oncol* 2005;23:8671-8678.
7. Andre T, Louvet C, Maindrault-Goebel F, et al. CPT-11 (irinotecan) addition to bimonthly, high-dose leucovorin and bolus and continuous-infusion 5-fluorouracil (FOLFIRI) for pretreated metastatic colorectal cancer. *Eur J Cancer* 1999;35(9):1343-7.

8. deGramont A, Figer A, Seymour M, et al. Leucovorin and Fluorouracil With or Without Oxaliplatin as First-Line Treatment in Advanced Colorectal Cancer. *J Clin Oncol* 2000;18:2938-2947.
9. Sulkes A, Benner SE, Canetta RM. Uracil-ftorafur: an oral fluoropyrimidine active in colorectal cancer. *J Clin Oncol*. Oct 1998;16(10):3461-3475.
10. Hamaguchi, Tetsuya et al. Capecitabine versus S-1 as adjuvant chemotherapy for patients with stage III colorectal cancer (JCOG0910): an open-label, non-inferiority, randomised, phase 3, multicentre trial. *The Lancet Gastroenterology & Hepatology*, Volume 3, Issue 1, 47 – 56.
11. Tezuka T, Hamada C, Ishida H, et al. Phase II clinical study of modified FOLFOX7 (intermittent oxaliplatin administration) plus bevacizumab in patients with unresectable metastatic colorectal cancer-CRAFT study. *Invest New Drugs*. 2013 Oct;31(5):1321-9.

## Adjuvant Therapy of Rectal Cancer

### Chemotherapy

#### mFOLFOX6

藥品名	劑量 mg/m <sup>2</sup>	給藥日	頻率	週期	參考文獻
Oxaliplatin	85	1	Q2W	12	1-3
Leucovorin	400	1	Q2W	12	
5-FU	400	1	Q2W	12	
5-FU	1200*	1-2	Q2W	12	

\* Continuous infusion for 24 hours

#### sLV5FU2

藥品名	劑量 mg/m <sup>2</sup>	給藥日	頻率	週期	參考文獻
Leucovorin	400	1	Q2W	12	4, 13
5-FU	400	1	Q2W	12	
5-FU	1200*	1-2	Q2W	12	

\* Continuous infusion for 24 hours

#### Capecitabine

藥品名	劑量 mg/m <sup>2</sup>	給藥日	頻率	週期	參考文獻
Capecitabine	1250 PO BID	1-14	Q3W	8	5



## CapeOx

藥品名	劑量 mg/m <sup>2</sup>	給藥日	頻率	週期	參考文獻
Oxaliplatin	130	1	Q3W	8	6, 7
Capecitabine	1000 PO BID	1-14	Q3W	8	

## 5-FU+LV

藥品名	劑量 mg/m <sup>2</sup>	給藥日	頻率	週期	參考文獻
Leucovorin	500	1, 8, 15, 22, 29, 36	Q8W	4	8
5-FU	500	1, 8, 15, 22, 29, 36	Q8W	4	

藥品名	劑量 mg/m <sup>2</sup>	給藥日	頻率	週期	參考文獻
Uracil-Tegafur (UFUR)	300-350/day PO	1-28	Q4W	6	14
± Leucovorin	50-150 mg PO QD	1-28	Q4W	6	

藥品名	劑量 mg/m <sup>2</sup>	給藥日	頻率	週期	參考文獻
Tegafur/gimeracil/ oteracil (TS-1)	40 PO BID	1-28	Q42D	4	15

## Chemotherapy + RT

### XRT + continuous infusion 5-FU

藥品名	劑量 mg/m <sup>2</sup>	給藥日	頻率	週期	參考文獻
5-FU	225	1-5 or 1-7	Q4W	During XRT	9

### XRT + 5-FU/LV

藥品名	劑量 mg/m <sup>2</sup>	給藥日	頻率	週期	參考文獻
5-FU	400	1-4	Q4W	During week 1, 5 of XRT	10
Leucovorin	20	1-4	Q4W		

### XRT + Capecitabine

藥品名	劑量 mg/m <sup>2</sup>	給藥日	頻率	週期	參考文獻
Capecitabine	825 PO BID	1-5	QW	5	11, 12

### XRT + mFOLFOX6

藥品名	劑量 mg/m <sup>2</sup>	給藥日	頻率	週期	參考文獻
Oxaliplatin	85	1			16
Leucovorin	400	1			
5-FU	400	1			
5-FU	1200*	1-2			

\* Continuous infusion for 24 hours

## Neoadjuvant Therapy of Rectal Cancer

### FOLFOX

藥品名	劑量 mg/m <sup>2</sup>	給藥日	頻率	週期	參考文獻
Oxaliplatin	85	1	Q2W	6	16
Leucovorin	400	1	Q2W	6	
5-FU	400	1	Q2W	6	
5-FU	1200*	1-2	Q2W	6	

\* Continuous infusion for 24 hours

**CapeOx**

藥品名	劑量 mg/m <sup>2</sup>	給藥日	頻率	週期	參考文獻
Oxaliplatin	130	1	Q3W	4	17
Capecitabine	1000 PO BID	1-14	Q3W	4	

**FOLFIRINOX (T4, N+)**

藥品名	劑量 mg/m <sup>2</sup>	給藥日	頻率	週期	參考文獻
Oxaliplatin	85	1	Q2W	12	20
Leucovorin	400	1	Q2W	12	
Irinotecan	180	1	Q2W	12	
5-FU	400	1	Q2W	12	
5-FU	1200*	1-2	Q2W	12	

\* Continuous infusion for 24 hours

**mFOLFIRINOX (T4, N+)**

藥品名	劑量 mg/m <sup>2</sup>	給藥日	頻率	週期	參考文獻
Oxaliplatin	85	1	Q2W	12	21
Leucovorin	400	1	Q2W	12	
Irinotecan	150	1	Q2W	12	
5-FU	1200*	1-2	Q2W	12	

\* Continuous infusion for 24 hours

## Therapy after CCRT

### Oral Uracil-Tegafur + LV

藥品名	劑量 mg/m <sup>2</sup>	給藥日	頻率	週期	參考文獻
Uracil-Tegafur (UFUR)	250 mg/m <sup>2</sup> PO QD		QW		18, 19
Leucovorin (Folina)	45 mg PO QD		QW		

### 參考文獻

1. Andre T, Boni C, Mounedji-Boudiaf L, et al. Oxaliplatin, fluorouracil, and leucovorin as adjuvant treatment for colon cancer. *N Engl J Med* 2004;350:2343-2351.
2. Cheeseman SL, Joel SP, Chester JD, et al. A 'modified de Gramont' regimen of fluorouracil, alone and with oxaliplatin, for advanced colorectal cancer. *Br J Cancer* 2002;87:393-399.
3. Maindrault-Goebel F, deGramont A, Louvet C, et al. Evaluation of oxaliplatin dose intensity in bimonthly leucovorin and 48-hour 5-fluorouracil continuous infusion regimens (FOLFOX) in pretreated metastatic colorectal cancer. *Annals of Oncology* 2000;11:1477-1483.
4. Andre T, Louvet C, Maindrault-Goebel F, et al. CPT-11 (irinotecan) addition to bimonthly, high-dose leucovorin and bolus and continuous-infusion 5-fluorouracil (FOLFIRI) for pretreated metastatic colorectal cancer. *Eur J Cancer* 1999;35(9):1343-7.
5. Twelves C, Wong A, Nowacki MP, et al. Capecitabine as adjuvant treatment for stage III colon cancer. *N Engl J Med* 2005;352:2696-2704.
6. Schmoll HJ, Cartwright T, Taernero J, et al. Phase III trial of capecitabine plus oxaliplatin as adjuvant therapy for stage III colon cancer: a planned safety analysis in 1,864 patients. *J Clin Oncol* 2007;25:102-109.
7. Haller DG, Tabernero J, Maroun J, et al. Capecitabine Plus Oxaliplatin Compared With Fluorouracil and Folinic Acid As Adjuvant Therapy for Stage III Colon Cancer. *J Clin Oncol* 2011;29:1465-1471.

8. Petrelli N, Douglass Jr HO, Herrare L, et al. The modulation of fluorouracil with leucovorin in metastatic colorectal carcinoma: 40 a prospective randomized phase III trial. *J Clin Oncol* 1989;7:1419-1426.
9. O'Connell MJ, Martenson JA, Wieand HS, et al. Improving adjuvant therapy for rectal cancer by combining protracted-infusion fluorouracil with radiation therapy after curative surgery. *N Engl J Med* 1994;331:502-507.
10. Tepper JE, O'Connell M, Niedzwiecki D, et al. Adjuvant therapy in rectal cancer: analysis of stage, sex, and local control—final report of Intergroup 0114. *J Clin Oncol* 2002;20:1744-1750.
11. O'Connell MJ, Colangelo LH, Beart RW, et al. Capecitabine and oxaliplatin in the preoperative multimodality treatment of rectal cancer: surgical end points from National Surgical Adjuvant Breast and Bowel Project trial R-04. *J Clin Oncol* 2014;32:1927-1934.
12. Hofheinz R, Wenz FK, Post S, et al. Chemoradiotherapy with capecitabine versus fluorouracil for locally advanced rectal cancer: A randomized, multicenter, non-inferiority, phase 3 trial. *Lancet Oncol* 2012;13:579-588.
13. Shikina A, Shinto E, Hashiguchi Y, et al. Differential clinical benefits of 5-fluorouracil-based adjuvant chemotherapy for patients with stage III colorectal cancer according to CD133 expression status. *Jpn J Clin Oncol*. Jan 2014;44(1):42-48.
14. Sulkes A, Benner SE, Canetta RM. Uracil-ftorafur: an oral fluoropyrimidine active in colorectal cancer. *J Clin Oncol*. Oct 1998;16(10):3461-3475.
15. Hamaguchi, Tetsuya et al. Capecitabine versus S-1 as adjuvant chemotherapy for patients with stage III colorectal cancer (JCOG0910): an open-label, non-inferiority, randomised, phase 3, multicentre trial. *The Lancet Gastroenterology & Hepatology*, Volume 3, Issue 1, 47 – 56.
16. Koizumi M, Yamada T, Shinji S, et al. Feasibility of Neoadjuvant FOLFOX Therapy Without Radiotherapy for Baseline Resectable Rectal Cancer. *In Vivo*. 2018; 32(4): 937–943.
17. Hata T, Takahashi H, Sakai D, et al. Neoadjuvant CapeOx therapy followed by sphincter-preserving surgery for lower rectal cancer. *Surg Today* (2017) 47: 1372.
18. Wang LW, Yang SH, Lin JK, et al. Pre-operative chemoradiotherapy with oral tegafur-uracil and leucovorin for rectal cancer. *J Surg Oncol*. 2005 Mar 15;89(4):256-63; discussion 263-4. doi: 10.1002/jso.20168. Erratum in: *J Surg Oncol*. 2005 May 1;90(2):106. PMID: 15726610.
19. Fokas E, Schlenska-Lange A, Polat B, et al. Chemoradiotherapy Plus Induction or Consolidation Chemotherapy as Total

- Neoadjuvant Therapy for Patients With Locally Advanced Rectal Cancer: Long-term Results of the CAO/ARO/AIO-12 Randomized Clinical Trial. *JAMA Oncol.* Published online November 18, 2021. doi:10.1001/jamaoncol.2021.5445
20. Conroy T, Bosset JF, Etienne PL, et al.,. Neoadjuvant chemotherapy with FOLFIRINOX and preoperative chemoradiotherapy for patients with locally advanced rectal cancer (UNICANCER-PRODIGE 23): a multicentre, randomised, open-label, phase 3 trial. *The Lancet Oncology* 2021;22;702-715.
  21. Bennouna J, André T, Campion L, et al., Rationale and Design of the IROCAS Study: Multicenter, International, Randomized Phase 3 Trial Comparing Adjuvant Modified (m) FOLFIRINOX to mFOLFOX6 in Patients With High-Risk Stage III (pT4 and/or N2) Colon Cancer-A UNICANCER GI-PRODIGE Trial. *Clin Colorectal Cancer.* 2019 Mar;18(1):e69-e73.

## Chemotherapy for Advanced or Metastatic Colon and Rectal Cancer

### First-line therapy

#### mFOLFOX6

藥品名	劑量 mg/m <sup>2</sup>	給藥日	頻率	週期	參考文獻
Oxaliplatin	85	1	Q2W	8-12	1, 2, 3
Leucovorin	400	1	Q2W	8-12	
5-FU (optional)	400	1	Q2W	8-12	
5-FU	1200*	1-2	Q2W	8-12	

\* Continuous infusion for 24 hours

#### mFOLFOX7

藥品名	劑量 mg/m <sup>2</sup>	給藥日	頻率	週期	參考文獻
Oxaliplatin	85	1	Q2W	8-12	28
Leucovorin	200	1	Q2W	8-12	
5-FU	1200	1-2	Q2W	8-12	

\* Continuous infusion for 24 hours

#### FOLFOX + Bevacizumab

藥品名	劑量 mg/m <sup>2</sup>	給藥日	頻率	週期	參考文獻
Bevacizumab	5 mg/kg	1	Q2W		4
Oxaliplatin	85	1	Q2W		
Leucovorin	400	1	Q2W		
5-FU (optional)	400	1	Q2W		
5-FU	1200*	1-2	Q2W		

\* Continuous infusion for 24 hours

**FOLFOX + Panitumumab (KRAS/NRAS WT gene only)**

藥品名	劑量 mg/m <sup>2</sup>	給藥日	頻率	週期	參考文獻
Panitumumab	6 mg/kg	1	Q2W		5
Oxaliplatin	85	1	Q2W		
Leucovorin	400	1	Q2W		
5-FU (optional)	400	1	Q2W		
5-FU	1200*	1-2	Q2W		

\* Continuous infusion for 24 hours

**FOLFOX + Cetuximab (KRAS/NRAS WT gene only)**

藥品名	劑量 mg/m <sup>2</sup>	給藥日	頻率	週期	參考文獻
Cetuximab	500 (400 → 250)	1	Q2W (QW)		6
Oxaliplatin	85	1	Q2W		
Leucovorin	400	1	Q2W		
5-FU (optional)	400	1	Q2W		
5-FU	1200*	1-2	Q2W		

\* Continuous infusion for 24 hours

**Xelox**

藥品名	劑量 mg/m <sup>2</sup>	給藥日	頻率	週期	參考文獻
Oxaliplatin	85	1	Q2W	Max 12	33
Capecitabine	1000 PO BID	1-7	Q2W	Max 12	



**CapeOx**

藥品名	劑量 mg/m <sup>2</sup>	給藥日	頻率	週期	參考文獻
Oxaliplatin	130	1	Q3W	Max 16	7
Capecitabine	1000 PO BID	1-14	Q3W	Max 16	

**CapeOx + Bevacizumab**

藥品名	劑量 mg/m <sup>2</sup>	給藥日	頻率	週期	參考文獻
Bevacizumab	7.5 mg/kg	1	Q3W	Max 16	7
Oxaliplatin	130	1	Q3W	Max 16	
Capecitabine	1000 PO BID	1-14	Q3W	Max 16	

**FOLFIRI**

藥品名	劑量 mg/m <sup>2</sup>	給藥日	頻率	週期	參考文獻
Irinotecan	180	1	Q2W		8, 9
Leucovorin	400	1	Q2W		
5-FU (optional)	400	1	Q2W		
5-FU	1200*	1-2	Q2W		

\* Continuous infusion for 24 hours

**FOLFIRI + Bevacizumab**

藥品名	劑量 mg/m <sup>2</sup>	給藥日	頻率	週期	參考文獻
Bevacizumab	5 mg/kg	1	Q2W		10
Irinotecan	180	1	Q2W		
Leucovorin	400	1	Q2W		
5-FU (optional)	400	1	Q2W		
5-FU	1200*	1-2	Q2W		

\* Continuous infusion for 24 hours

**FOLFIRI + Cetuximab (KRAS/NRAS WT gene only)**

藥品名	劑量 mg/m <sup>2</sup>	給藥日	頻率	週期	參考文獻
Cetuximab	500 (400 → 250)	1	Q2W (QW)		11, 12
Irinotecan	180	1	Q2W		
Leucovorin	400	1	Q2W		
5-FU (optional)	400	1	Q2W		
5-FU	1200*	1-2	Q2W		

\* Continuous infusion for 24 hours

**FOLFIRI + Panitumumab (KRAS/NRAS WT gene only)**

藥品名	劑量 mg/m <sup>2</sup>	給藥日	頻率	週期	參考文獻
Panitumumab	6 mg/kg	1	Q2W		13
Irinotecan	180	1	Q2W		
Leucovorin	400	1	Q2W		
5-FU (optional)	400	1	Q2W		
5-FU	1200*	1-2	Q2W		

\* Continuous infusion for 24 hours

### Capecitabine

藥品名	劑量 mg/m <sup>2</sup>	給藥日	頻率	週期	參考文獻
Capecitabine	1000 (825-1250) PO BID	1-14	Q3W		16

### Capecitabine + Bevacizumab

藥品名	劑量 mg/m <sup>2</sup>	給藥日	頻率	週期	參考文獻
Bevacizumab	7.5 mg/kg	1	Q3W		16
Capecitabine	1000 (825-1250) PO BID	1-14	Q3W		

### FOLFOXIRI ± Bevacizumab

藥品名	劑量 * mg/m <sup>2</sup>	給藥日	頻率	週期	參考文獻
± Bevacizumab	5 mg/kg	1	Q2W		21, 22, 43
Oxaliplatin	85	1	Q2W		
Leucovorin	400	1	Q2W		
Irinotecan	150	1	Q2W		
± 5-FU	400	1	Q2W		
5-FU	1200*	1-2	Q2W		

\* Continuous infusion for 24 hours

**Cetuximab (KRAS/NRAS WT gene only)**

藥品名	劑量 mg/m <sup>2</sup>	給藥日	頻率	週期	參考文獻
Cetuximab	500 (400 → 250)	1	Q2W (QW)		12, 25

**Panitumumab (KRAS/NRAS WT gene only)**

藥品名	劑量 mg/m <sup>2</sup>	給藥日	頻率	週期	參考文獻
Panitumumab	6 mg/kg	1	Q2W		26

**Pembrolizumab (MSI-H)**

藥品名	劑量 mg/m <sup>2</sup>	給藥日	頻率	週期	參考文獻
Pembrolizumab	2 mg/kg	1	Q3W		29

**Pembrolizumab (MSI-H)**

藥品名	劑量 mg/m <sup>2</sup>	給藥日	頻率	週期	參考文獻
Pembrolizumab	200 mg	1	Q3W		29

**Nivolumab (MSI-H)**

藥品名	劑量 mg/m <sup>2</sup>	給藥日	頻率	週期	參考文獻
Nivolumab	3 mg/kg	1	Q2W		30

**Nivolumab (MSI-H)**

藥品名	劑量 mg/m <sup>2</sup>	給藥日	頻率	週期	參考文獻
Nivolumab	240 mg	1	Q2W		30

### Nivolumab + Ipilimumab (MSI-H)

藥品名 *	劑量 mg/m <sup>2</sup>	給藥日	頻率	週期	參考文獻
Nivolumab	3 mg/kg	1	Q3W	4	36
Ipilimumab	1 mg/kg	1	Q3W		
Followed by Nivolumab	3 mg/kg or 240 mg	1	Q2W		

### Bolus or Infusional 5FU/Leucovorin

#### Roswell Park

藥品名	劑量 mg/m <sup>2</sup>	給藥日	頻率	週期	參考文獻
Leucovorin	500	1, 8, 15, 22, 29, 36	Q8W		17
5-FU	500	1, 8, 15, 22, 29, 36	Q8W		

### Simplified biweekly infusional 5-FU/LV (sLV5FU2)

藥品名	劑量 mg/m <sup>2</sup>	給藥日	頻率	週期	參考文獻
Leucovorin	400	1	Q2W		8
5-FU	400	1	Q2W		
5-FU	1200*	1-2	Q2W		

\* Continuous infusion for 24 hours

### Infusional 5-FU/LV (sLV5FU2) + Bevacizumab

藥品名	劑量 mg/m <sup>2</sup>	給藥日	頻率	週期	參考文獻
Bevacizumab	5 mg/kg	1	Q2W		38
Leucovorin	400	1	Q2W		
5-FU	400	1	Q2W		
5-FU	1200*	1-2	Q2W		

## Weekly

藥品名	劑量 mg/m <sup>2</sup>	給藥日	頻率	週期	參考文獻
Leucovorin	20	1	QW		18
5-FU	500	1	QW		

藥品名	劑量 mg/m <sup>2</sup>	給藥日	頻率	週期	參考文獻
Leucovorin	500	1	QW		19
5-FU	2600	1	QW		

## 參考文獻

1. deGramont A, Figer A, Seymour M, et al. Leucovorin and Fluorouracil With or Without Oxaliplatin as First-Line Treatment in Advanced Colorectal Cancer. *J Clin Oncol* 2000;18:2938-2947.
2. Cheeseman SL, Joel SP, Chester JD, et al. A 'modified de Gramont' regimen of fluorouracil, alone and with oxaliplatin, for advanced colorectal cancer. *Br J Cancer* 2002;87:393-399.
3. Maindault-Goebel F, deGramont A, Louvet C, et al. Evaluation of oxaliplatin dose intensity in bimonthly leucovorin and 48-hour 5-fluorouracil continuous infusion regimens (FOLFOX) in pretreated metastatic colorectal cancer. *Ann Oncol* 2000;11:1477-1483.
4. Emmanouilides C, Sfakiotaki G, Androulakis N, et al. Front-line Bevacizumab in combination with Oxaliplatin, Leucovorin and 5-Fluorouracil (FOLFOX) in patients with metastatic colorectal cancer: a multicenter phase II study. *BMC Cancer* 2007;7:91.
5. Douillard JY, Siena S, Cassidy J, et al. Randomized, Phase III Trial of Panitumumab With Infusional Fluorouracil, Leucovorin, and Oxaliplatin (FOLFOX4) Versus FOLFOX4 Alone As First-Line Treatment in Patients With Previously Untreated

- Metastatic Colorectal Cancer: The PRIME Study. *J Clin Oncol* 2010;28:4697-4705.
6. Venook AP, Niedzwiecki D, Lenz H-J, et al. CALGB/SWOG 80405: Phase III trial of irinotecan/5-FU/leucovorin (FOLFIRI) or oxaliplatin/5-FU/leucovorin (mFOLFOX6) with bevacizumab (BV) or cetuximab (CET) for patients (pts) with KRAS wild-type (wt) untreated metastatic adenocarcinoma of the colon or rectum [abstract]. *ASCO Meeting Abstracts* 2014;32:LBA3.
  7. Saltz LB, Clarke S, Diaz-Rubio E, et al. Bevacizumab in Combination With Oxaliplatin-Based Chemotherapy As First-Line Therapy in Metastatic Colorectal Cancer: A Randomized Phase III Study. *J Clin Oncol* 2008;26:2013-2019.
  8. Andre T, Louvet C, Maindault-Goebel F, et al. CPT-11 (Irinotecan) addition to bimonthly, high-dose leucovorin and bolus and continuous-infusion 5-fluorouracil (FOLFIRI) for pretreated metastatic colorectal cancer. *Eur J Cancer* 1999;35(9):1343-7.
  9. Fuchs CS, Marshall J, Mitchell E, et al. Randomized, Controlled Trial of Irinotecan Plus Infusional, Bolus, or Oral Fluoropyrimidines in First-Line Treatment of Metastatic Colorectal Cancer: Results From the BICC-C Study. *J Clin Oncol* 2007;25:4779-4786.
  10. Heinemann V, von Weikersthal LF, Decker T, et al. FOLFIRI plus cetuximab versus FOLFIRI plus bevacizumab as first-line treatment for patients with metastatic colorectal cancer (FIRE-3): a randomised, open-label, phase 3 trial. *Lancet Oncol* 2014.
  11. Cunningham D, Humblet Y, Siena S, et al. Cetuximab Monotherapy and Cetuximab plus Irinotecan in Irinotecan-Refractory Metastatic Colorectal Cancer. *N Engl J Med* 2004;351:337-345.
  12. Martin-Martorell P, Rosello' S, Rodriguez-Braun E, et al. Biweekly cetuximab and irinotecan in advanced colorectal cancer 50 patients progressing after at least one previous line of chemotherapy: results of a phase II single institution trial. *Br J Cancer* 2008;99:455-458.
  13. Peeters M, Prince TJ, Cervantes A, et al. Randomized Phase III Study of Panitumumab With Fluorouracil, Leucovorin, and Irinotecan (FOLFIRI) Compared With FOLFIRI Alone As Second-Line Treatment in Patients With Metastatic Colorectal Cancer. *J Clin Oncol* 2010;28:4706-4713.
  14. Van Cutsem E, Tabernero J, Lakomy R, et al. Addition of Aflibercept to Fluorouracil, Leucovorin, and Irinotecan Improves Survival in a Phase III Randomized Trial in Patients With Metastatic Colorectal Cancer Previously Treated With an Oxaliplatin-Based Regimen. *J Clin Oncol* 2012;30:3499-3506.
  15. Tabernero J, Yoshino T, Cohn AL, et al. Ramucirumab versus placebo in combination with second-line FOLFIRI in patients with metastatic colorectal carcinoma that progressed during or after first-line therapy with bevacizumab, oxaliplatin, and a

- fluoropyrimidine (RAISE): a randomized, double-blind, multicentre, phase 3 study. *Lancet Oncol* 2015;16:499-508.
16. Cunningham D, Lang I, Marcuello E, et al. Bevacizumab plus capecitabine versus capecitabine alone in elderly patients with previously untreated metastatic colorectal cancer (AVEX): an open-label, randomised phase 3 trial. *Lancet Oncol* 2013;14:1077-1085.
  17. Wolmark N, Rockette H, Fisher B, et al. The benefit of leucovorin-modulated fluorouracil as postoperative adjuvant therapy for primary colon cancer: results from National Surgical Adjuvant Breast and Bowel Project protocol C-03. *J Clin Oncol* 1993;11:1879-1887.
  18. Jäger E, Heike M, Bemhard H, et al. Weekly high-dose leucovorin versus low-dose leucovorin combined with fluorouracil in advanced colorectal cancer: results of a randomized multicenter trial. *J Clin Oncol* 1996;14:2274-2279.
  19. Douillard JY, Cunningham D, Roth AD, et al. Irinotecan combined with fluorouracil compared with fluorouracil alone as first-line treatment for metastatic colorectal cancer: a multicentre randomised trial. *The Lancet* 2000;355:1041-47.
  20. Haller DG, Rothenberg ML, Wong AO, et al. Oxaliplatin Plus Irinotecan Compared With Irinotecan Alone as Second-Line Treatment After Single-Agent Fluoropyrimidine Therapy for Metastatic Colorectal Carcinoma. *J Clin Oncol* 2008;26:4544-4550.
  21. Conroy T, Bosset JF, Etienne PL, et al. Neoadjuvant chemotherapy with FOLFIRINOX and preoperative chemoradiotherapy for patients with locally advanced rectal cancer (UNICANCER-PRODIGE 23): a multicentre, randomised, open-label, phase 3 trial. *The Lancet Oncology* 2021;22:702-715.
  22. Cremolini C, Loupakis F, Antoniotti C, et al. FOLFOXIRI plus bevacizumab versus FOLFIRI plus bevacizumab as first-line treatment of patients with metastatic colorectal cancer: updated overall survival and molecular subgroup analyses of the open-label, phase 3 TRIBES study. *Lancet Oncol* 2015;16:1306-1315.
  23. Cunningham D, Pyrhonen S, James R, et al. Randomised trial of irinotecan plus supportive care versus supportive care alone after fluorouracil failure for patients with metastatic colorectal cancer. *The Lancet* 1998;352:1413-1418.
  24. Fuchs CS, Moore MR, Harker G, et al. Phase III Comparison of Two Irinotecan Dosing Regimens in Second-Line Therapy of Metastatic Colorectal Cancer. *J Clin Oncol* 2003;21:807-814.



25. Van Cutsem E, Tejpar S, Vanbeckevoort D, et al. Inpatient Cetuximab Dose Escalation in Metastatic Colorectal Cancer According to the Grade of Early Skin Reactions: The Randomized EVEREST Study. *J Clin Oncol* 2012;30:2861-2868.
26. Van Cutsem E, Peeters M, Siena S, et al. Open-Label Phase III Trial of Panitumumab Plus Best Supportive Care Compared With Best Supportive Care Alone in Patients With Chemotherapy-Refractory Metastatic Colorectal Cancer. *J Clin Oncol* 2007;25:1658-1664.
27. Grothey A, Van Cutsem E, Sobrero A, et al. Regorafenib monotherapy for previously treated metastatic colorectal cancer (CORRECT): an international, multicentre, randomised, placebo-controlled, phase 3 trial. *Lancet* 2013;381:303-312.
28. Hochster HS, Grothey A, Hart L, et al. Improved time to treatment failure with an intermittent oxaliplatin strategy: results of CONcept. *Ann Oncol* 2014;25:1172-1178.
29. Le DT, Uram JN, Wang H, et al. PD-1 Blockade in Tumors with Mismatch-Repair Deficiency. *N Engl J Med*. Jun 25 2015;372(26):2509-2520.
30. Overman MJ, KS, McDermott RS, et al. Nivolumab {+/-} ipilimumab in treatment of patients with metastatic colorectal cancer (mCRC) with and without high microsatellite instability (MSI-H): CheckMate-142 interim results [abstract]. ASCO Meeting Abstracts 2016;34:3501. 2016.
31. Product Information: UFUR Capsule. tegafur, uracil oral capsules. 2015.
32. Product Information: TS-1 capsules. Tegafur, Gimeracil, Oteracil potassium oral capsules. 2015.
33. Overman MJ, Lonardi S, Wong K, et al. Durable Clinical Benefit With Nivolumab Plus Ipilimumab in DNA Mismatch Repair-Deficient/Microsatellite Instability-High Metastatic Colorectal Cancer. *J Clin Oncol* 2018;36:773-779.
34. Grande C, Quintero G, Candamio S, et al. Biweekly XELOX (capecitabine and oxaliplatin) as first-line treatment in elderly patients with metastatic colorectal cancer. *Journal of Geriatric Oncology* 2013;4: 114-121.
35. Bekaii-Saab TS, Ou F-S, Anderson DM, et al. Regorafenib dose optimization study (ReDOS): Randomized phase II trial to evaluate dosing strategies for regorafenib in refractory metastatic colorectal cancer (mCRC)-An ACCRU Network study. *J Clin Oncol* 2018;36(suppl 4S;abstr 611).
36. Grande C, Quintero G, Candamio S, et al. Biweekly XELOX (capecitabine and oxaliplatin) as first-line treatment in elderly patients with metastatic colorectal cancer. *Journal of Geriatric Oncology* 2013;4: 114-121.
37. Meric-Bernstam F, Hurwitz H, et al. Pertuzumab plus trastuzumab for HER2-amplified metastatic colorectal cancer

(MyPathway): an updated report from a multicentre, open-label, phase 2a, multiple basket study. *Lancet Oncol.* 2019;20(4):518-530.

38. Nakayama N, Sato A, Tanaka S, Shimada K, et al. A phase II study of bevacizumab with modified OPTIMOX1 as first-line therapy for metastatic colorectal cancer: the TCOG-GI 0802 study. *Invest New Drugs.* 2015 Aug;33(4):954-62.

## 《直腸癌放射治療共識》

### 一、治療範圍

1. 直腸腫瘤 / 低位乙狀結腸腫瘤或腫瘤原發部位
2. 骨盆腔內淋巴轉移病灶
3. 骨盆腔 / 鼠蹊部 高風險淋巴引流範圍

### 二、治療劑量 / 次數

1. 手術前放射治療：標準療程總劑量：45~50.4 Gy，分次劑量：1.8~2.0 Gy；短療程總劑量 25Gy，分次劑量：5Gy
2. 手術後放射治療：總劑量：45-54Gy，分次劑量：1.8~2.0 Gy
3. 拒絕手術或無法手術切除之放射治療，總劑量：54-59.4Gy，分次劑量：1.8~2.0 Gy

### 三、治療方式：

以高順型技術為主，包括 3D 順型治療、強度調控放射治療、弧形及螺旋放射規畫皆是選項，可考慮搭配影像導引治療。

### 四、參考文獻：

1. NCCN clinical practice guidelines in oncology-Rectal cancer. Version 6. 2023.
2. Roels S et al. Definition and delineation of the clinical target volume for rectal cancer. Int J Oncol Biol Phys 2006; 65: 1129-1142
3. Sauer R et al. Preoperative Versus postoperative Chemoradiotherapy for Locally Advanced Rectal Cancer: Results of the German CAO/ARO/AIO-94 Randomized Phase III Trial After a Median Follow-UP of 11 Years. J Clin Oncol 2012; 30: 1926-19335.
4. Bahadoer RR et al. Short-course radiotherapy followed by chemotherapy before total mesorectal excision versus preoperative chemoradiotherapy, TME, and optional adjuvant chemotherapy in locally advanced rectal cancer (RAPIDO): a randomized, open-label, phase 3 trial. Lancet Oncol 2021; 22:29-42

