

頭頸癌診療指引

一、參與討論同仁

附設醫院	吳家佑醫師	林哲玄醫師
	陳盛鈺醫師	林家伶個管師
萬芳醫院	吳正友醫師	殷碩韓個管師
雙和醫院	陳聰明醫師	莊惟凱醫師
	邵孔昱醫師	何豫涵個管師

二、討論日期：112 年 11 月 24 日

三、校稿人員：蔡若婷醫師 / 何豫涵個管師

112 年版

口腔癌

- (1) 共識檢查內容「耳鼻喉科會診」，選擇性檢查。
- (2) 診療指引共識 -2：「無法切除之腫瘤 (或不願意開刀者)」。

下咽癌

- (1) 診療指引共識 1：「部分喉咽切除 + 同側或雙側頸部淋巴結廓清術」。
- (2) 診療指引共識 2：「全喉咽或部分喉咽切除同側或雙側頸部淋巴結廓清術 (含 level VI)(視需要重建)」。
- (3) 診療指引共識 3：「全或部分喉咽切除及同側或雙側頸部淋巴結廓清術 (含 level VI)(視需要重建)」。

鼻咽癌、口咽癌、喉癌

113 年修訂版

口腔癌

- 修改
- (1) 共識檢查內容「耳鼻喉科會診」，列為必要檢查。
 - (2) 診療指引共識 -2：修改為「無法切除之腫瘤」。
- 新增
- 共識檢查內容新增：「篩檢 B 型肝炎」，為選擇性檢查。

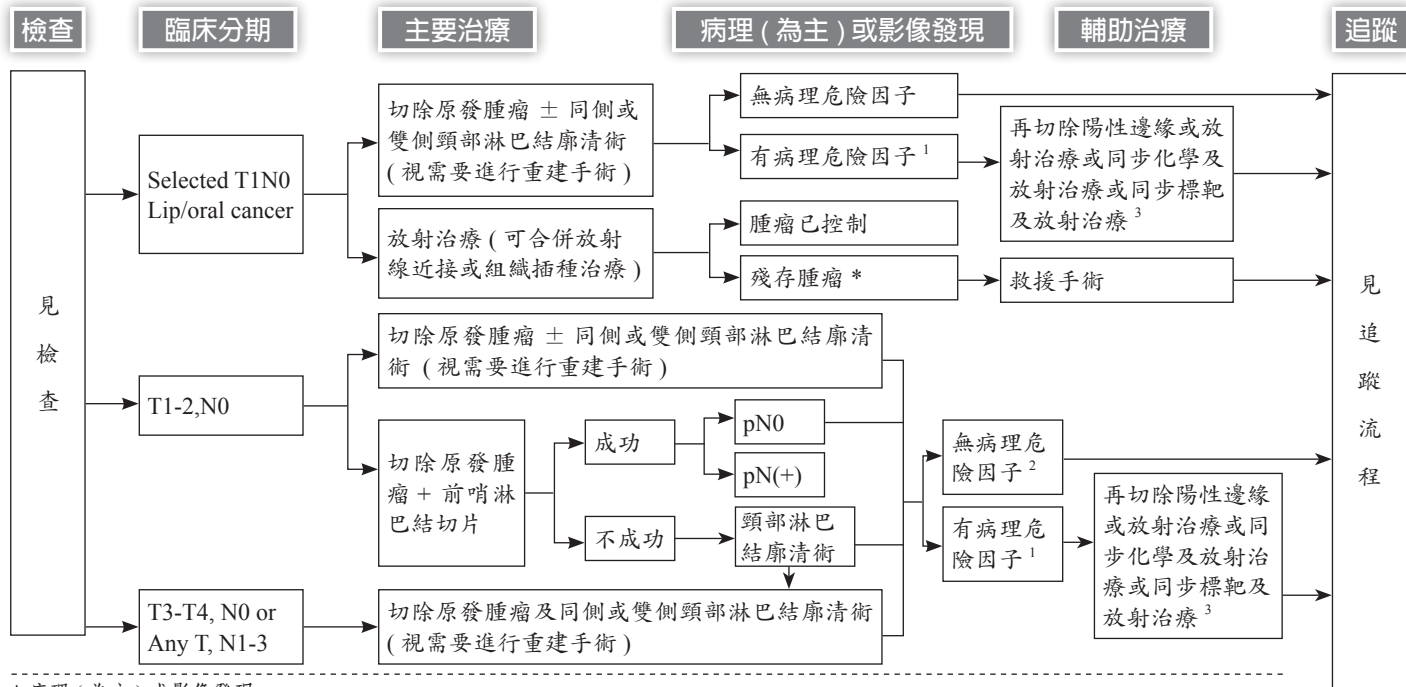
下咽癌

- 修改
- (1) 診療指引共識 1：修改為「部分喉咽切除 + 同側或雙側頸部淋巴結廓清術 ± 半甲狀腺切除術」。
 - (2) 診療指引共識 2：修改為「全喉咽或部分喉咽切除同側或雙側頸部淋巴結廓清術 (含 level VI)(視需要重建) ± 甲狀腺半切或全切除」。
 - (3) 診療指引共識 3：修改為「全或部分喉咽切除及同側或雙側頸部淋巴結廓清術 (含 level VI)(視需要重建) ± 甲狀腺半切或全切除」。
- 新增
- 共識檢查內容新增：「篩檢 B 型肝炎」，為選擇性檢查。

鼻咽癌、口咽癌、喉癌

- 新增
- 共識檢查內容新增：「篩檢 B 型肝炎」，為選擇性檢查。

《 口腔癌診療指引共識 -1 》



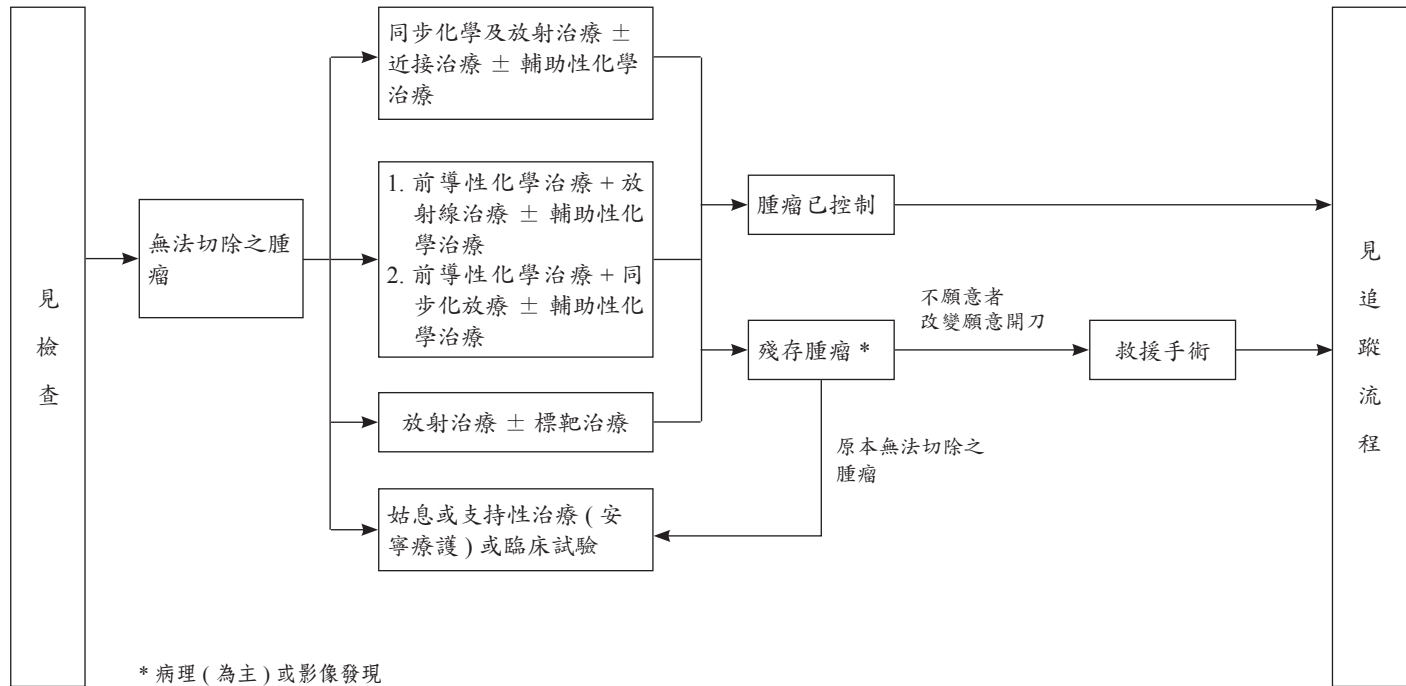
* 病理 (為主) 或影像發現

*1 病理危險因子：手術邊緣殘存腫瘤、淋巴囊外擴散、第二或第三級淋巴轉移 (N2 or N3 nodal disease)、第三或第四級腫瘤 (pT3 or pT4 primary)、第四或第五區淋巴結轉移 (nodal disease in Levels IV or V)、血管淋巴管侵犯、神經旁侵犯 (註)、Type V - WPOI

*2 無病理危險因子：T1-T2,N1 → 觀察或放射線治療註：在 T1-T2 若只有單一此項危險因子為選擇性治療

*3 對於手術切除邊緣仍有腫瘤細胞，如果可能，考慮再切除以達到邊緣無腫瘤。

檢查 臨床分期 主要治療 病理 (為主) 或影像發現 輔助治療 追蹤



《 口腔癌診療指引共識檢查內容 》

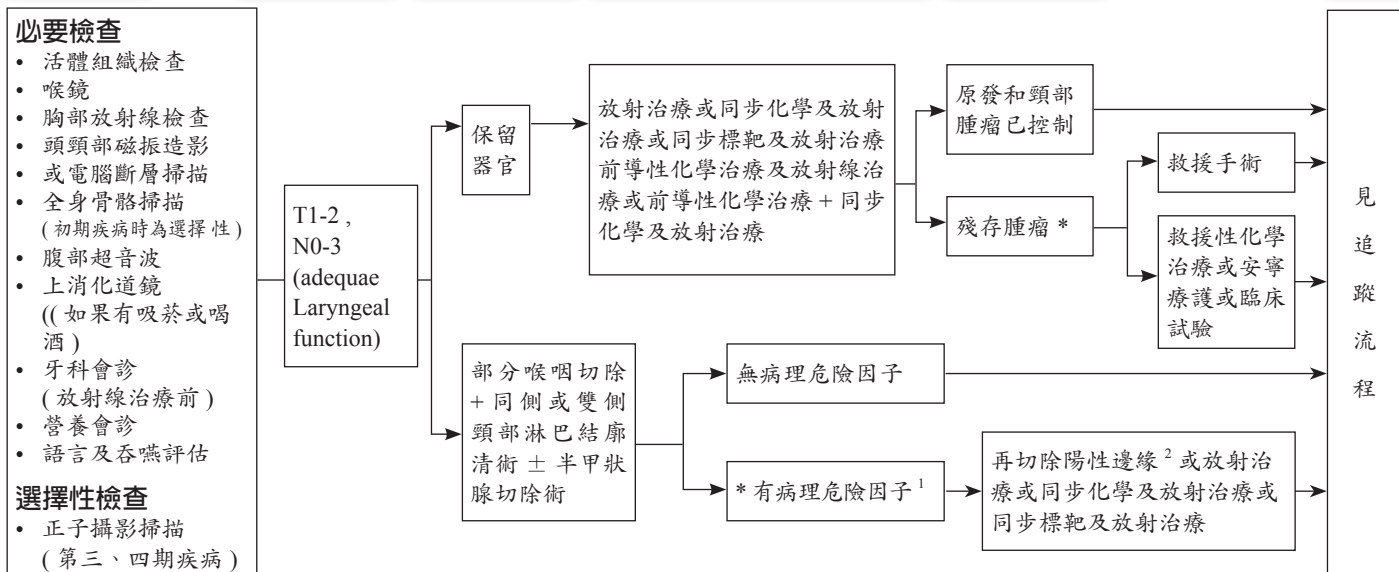
檢
查
內
容

必要檢查

- 活體組織檢查
- 胸部放射線檢查
- 頭頸部磁共振造影或電腦斷層掃描
- 全身骨骼掃描 (初期疾病時為選擇性)
- 腹部超音波
- 牙科會診 (放射線治療前)
- 營養會診
- 上消化道鏡 (如果有吸菸或喝酒)
- 耳鼻喉科會診

選擇性檢查

- 篩檢 B 型肝炎
- 正子攝影掃描 (第三、四期疾病)
- 語言及吞嚥評估



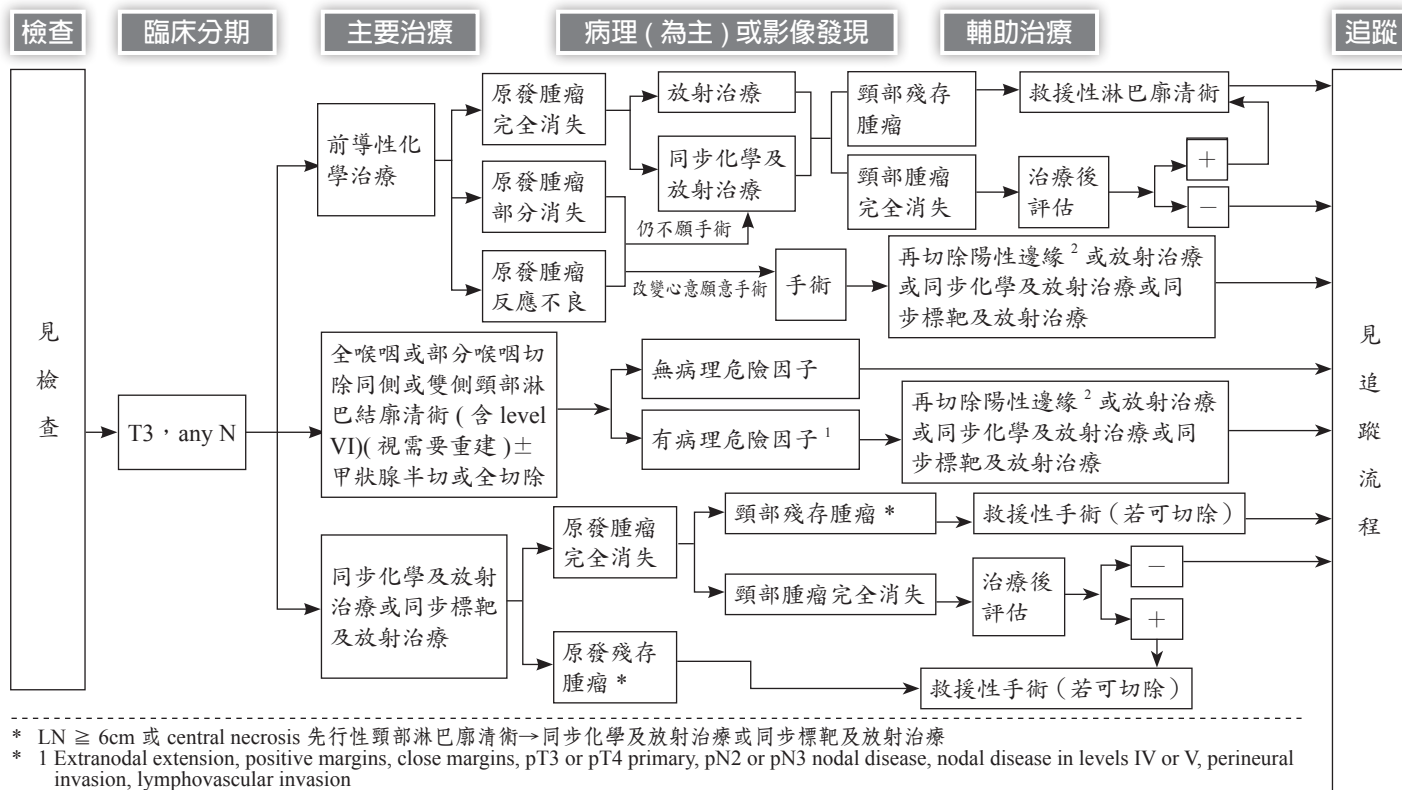
* LN ≥ 6cm 或 central necrosis 先行性頸部淋巴廓清術→同步化學及放射治療或同步標靶及放射治療

* 1 Extranodal extension, positive margins, close margins, pT3 or pT4 primary, pN2 or pN3 nodal disease, nodal disease in levels IV or V, perineural invasion, lymphovascular invasion

* 2 consider re-resection to achieve negative margins for positive resection margins if feasible

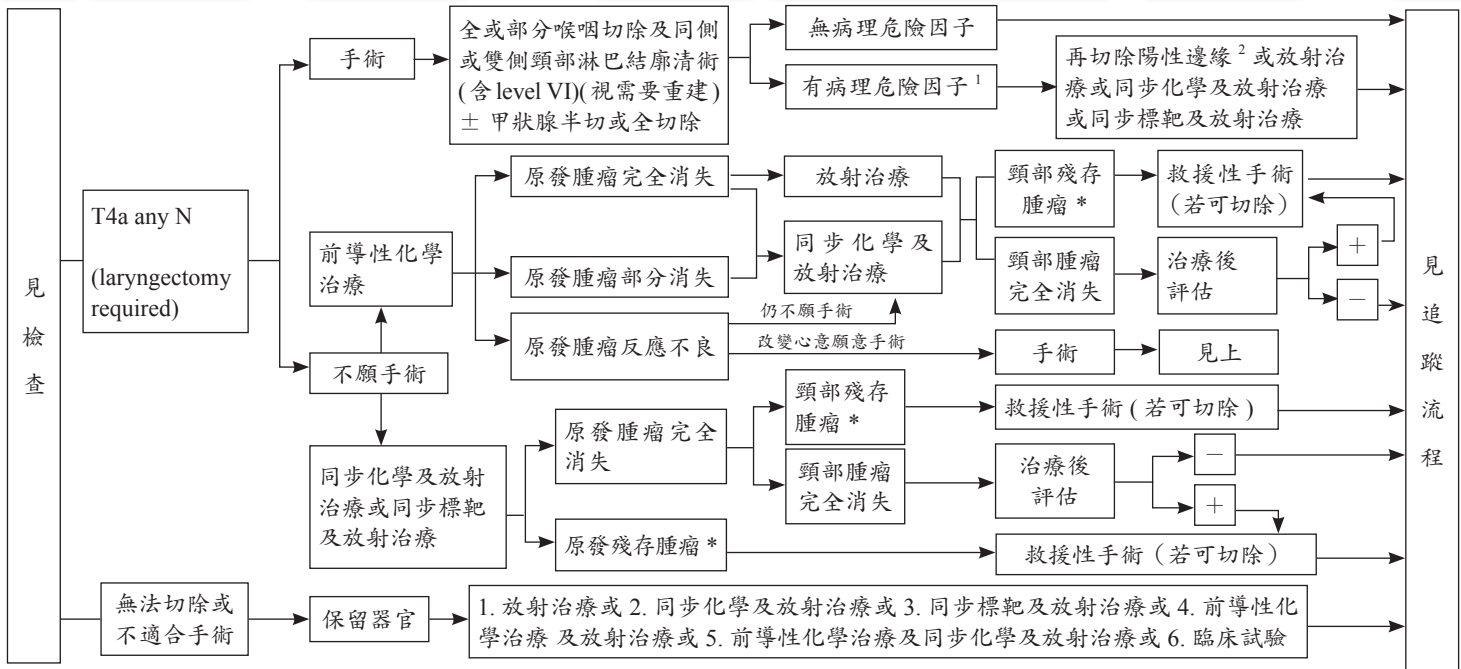
* 病理 (為主) 或影像發現

《下咽癌診療指引共識 -2》



* LN ≥ 6cm 或 central necrosis 先行性頸部淋巴廓清術→同步化學及放射治療或同步標靶及放射治療
 * 1 Extranodal extension, positive margins, close margins, pT3 or pT4 primary, pN2 or pN3 nodal disease, nodal disease in levels IV or V, perineural invasion, lymphovascular invasion
 * 2 consider re-resection to achieve negative margins for positive resection margins if feasible
 * 病理 (為主) 或影像發現

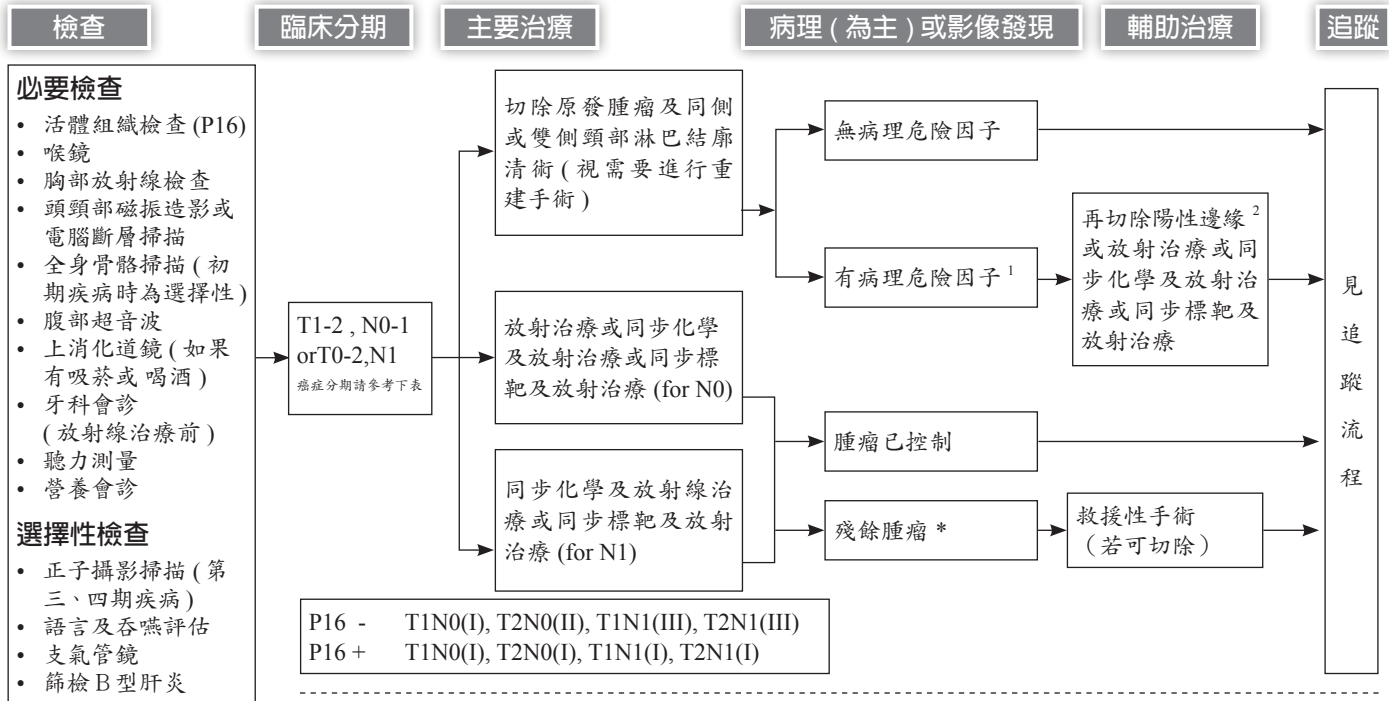
檢查 臨床分期 主要治療 初步治療 病理 (為主) 或影像發現 輔助治療 追蹤



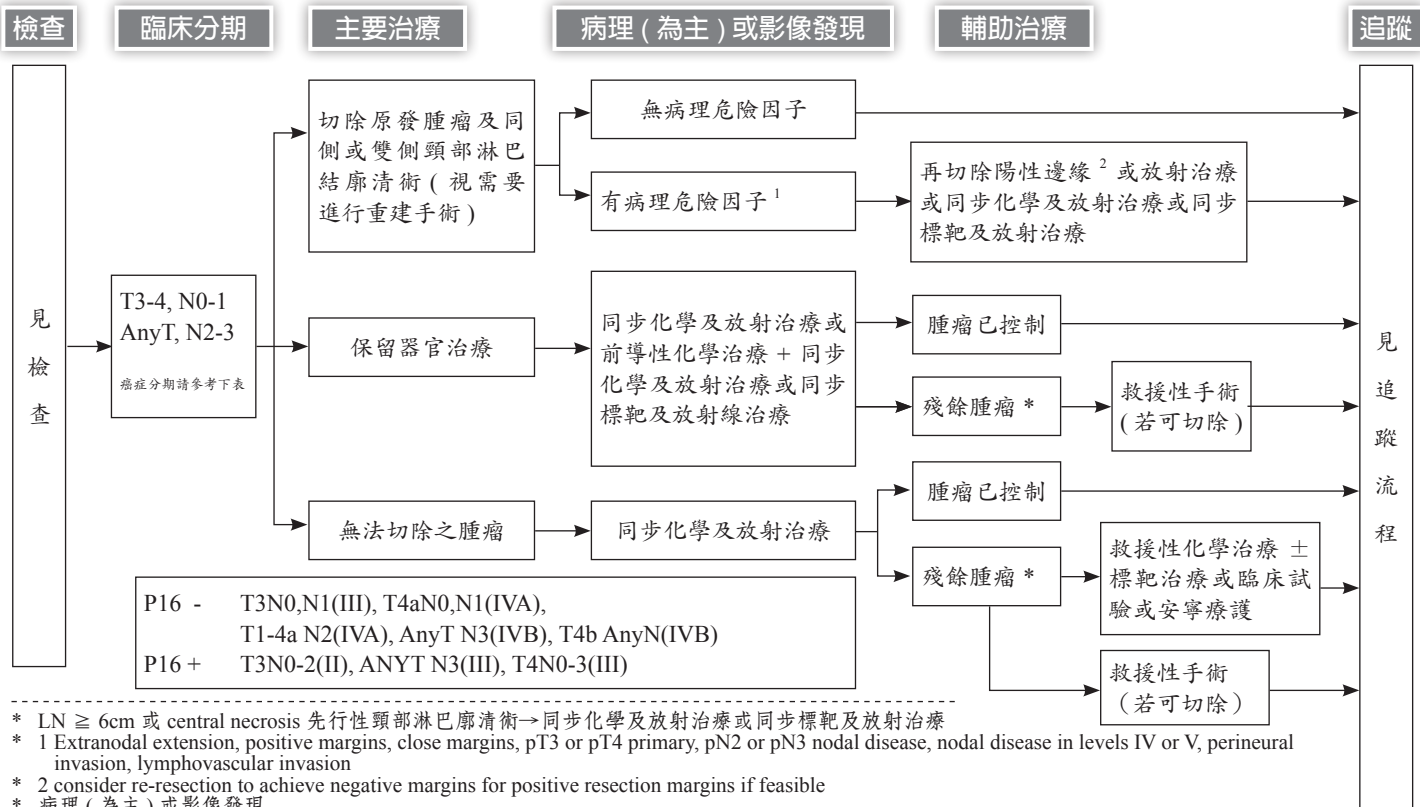
* LN ≥ 6cm 或 central necrosis 先行性頸部淋巴廓清術→同步化學及放射治療或同步標靶及放射治療
 * 1 Extranodal extension, positive margins, close margins, pT3 or pT4 primary, pN2 or pN3 nodal disease, nodal disease in levels IV or V, perineural invasion, lymphovascular invasion
 * 2 consider re-resection to achieve negative margins for positive resection margins if feasible
 * 病理 (為主) 或影像發現

《下咽癌診療指引共識 3》
癌症診療指引

《口咽癌診療指引共識 -1》



* LN ≥ 6cm 或 central necrosis 先行性頸部淋巴廓清術→同步化學及放射治療或同步標靶及放射治療
 * 1 Extranodal extension, positive margins, close margins, pT3 or pT4 primary, pN2 or pN3 nodal disease, nodal disease in levels IV or V, perineural invasion, lymphovascular invasion
 * 2 consider re-resection to achieve negative margins for positive resection margins if feasible
 * 病理 (為主) 或影像發現



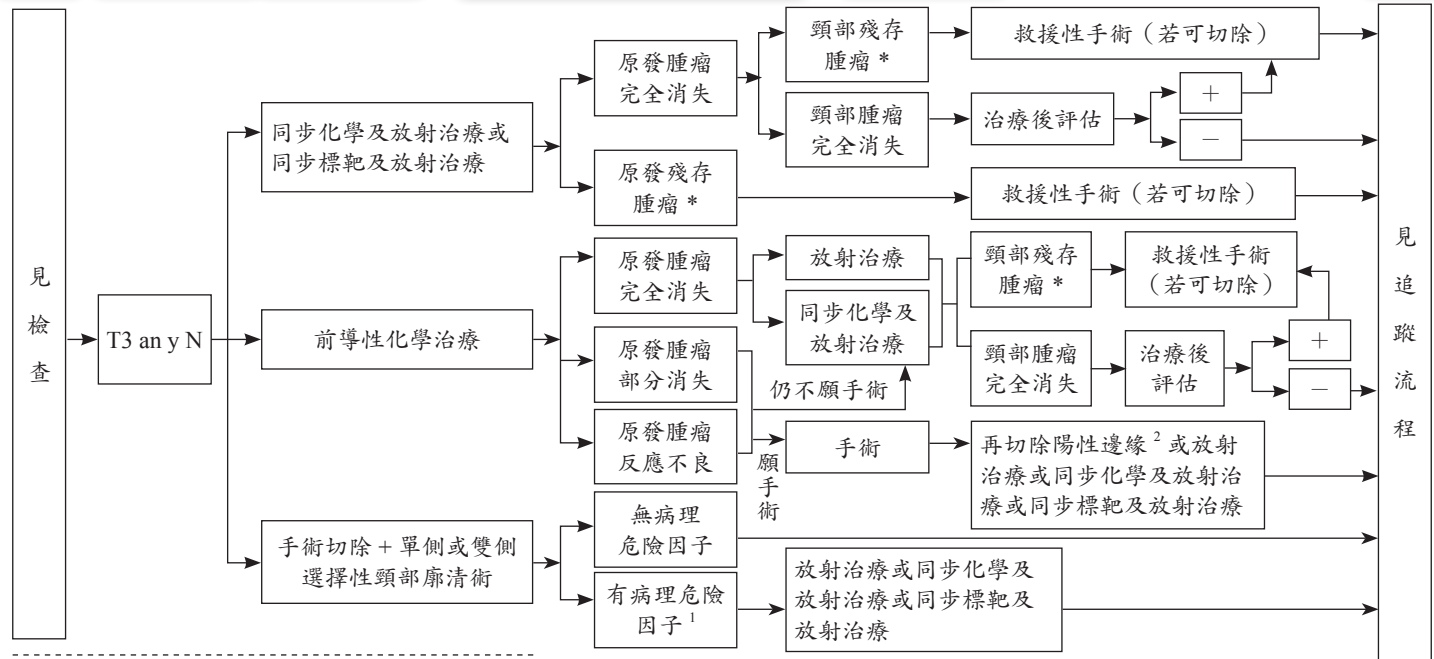
* LN ≥ 6cm 或 central necrosis 先行性頸部淋巴廓清術 → 同步化學及放射治療或同步標靶及放射治療

* 1 Extranodal extension, positive margins, close margins, pT3 or pT4 primary, pN2 or pN3 nodal disease, nodal disease in levels IV or V, perineural invasion, lymphovascular invasion

* 2 consider re-resection to achieve negative margins for positive resection margins if feasible

* 病理 (為主) 或影像發現

檢查 臨床分期 主要治療 病理 (為主) 或影像發現 輔助治療 追蹤



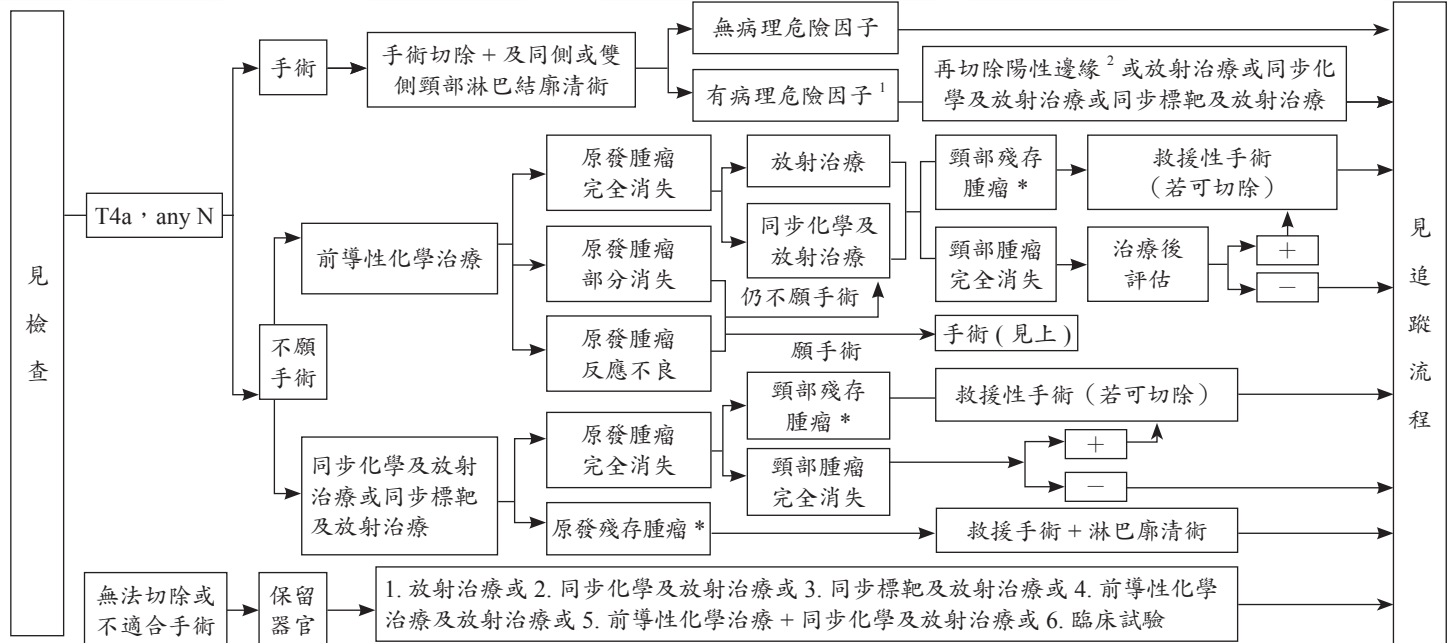
* LN ≥ 6cm 或 central necrosis 先行性頸部淋巴廓清術→同步化學及放射治療或同步標靶及放射治療
 * 1 Extranodal extension, positive margins, close margins, pT3 or pT4 primary, pN2 or pN3 nodal disease, nodal disease in levels IV or V, perineural invasion, lymphovascular invstion
 * 2 consider re-resection to achieve negative margins for positive resection margins if feasible
 * 病理 (為主) 或影像發現

《喉癌診療指引共識 2》

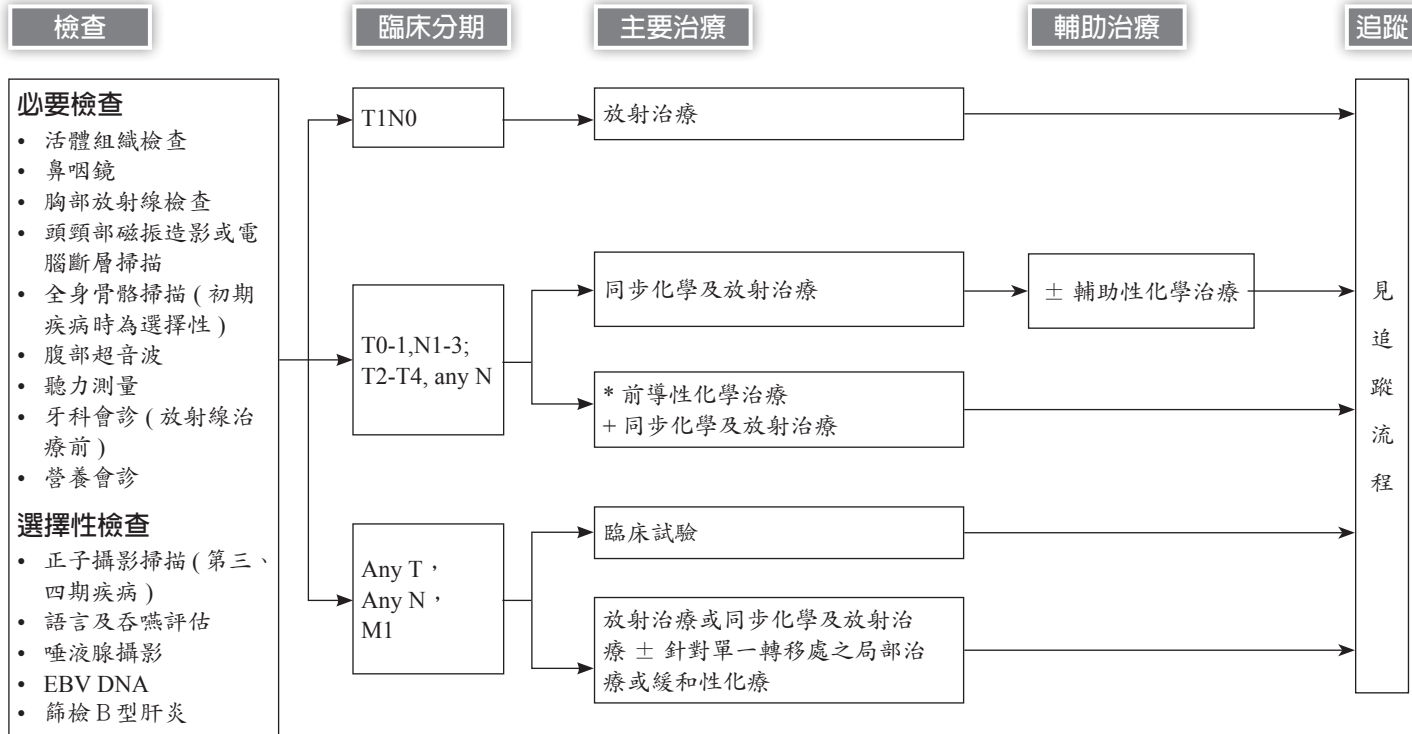
癌症診療指引

《喉癌診療指引共識 -3》

檢查 | 臨床分期 | 主要治療 | 病理 (為主) 或影像發現 | 輔助治療 | 追蹤



* LN ≥ 6cm 或 central necrosis 先行性頸部淋巴廓清術→同步化學及放射治療或同步標靶及放射治療
 * 1 Extranodal extension, positive margins, close margins, pT3 or pT4 primary, pN2 or pN3 nodal disease, nodal disease in levels IV or V, perineural invasion, lymphovascular invasion
 * 2 consider re-resection to achieve negative margins for positive resection margins if feasible
 * 病理 (為主) 或影像發現



* 僅 T4 or N3 可建議行前導性化學治療

《頭頸癌診療指引追蹤流程》

臨床追蹤頻率

- 治療後一年內，每個月追蹤一次
- 治療後第二年，每二到三個月追蹤一次
- 治療後第三年，每三個月追蹤一次
- 治療後第四、五年，每六個月追蹤一次

頭頸部磁共振造影或電腦斷層掃描

- 治療完成後3年內建議每3-6個月一次
- 治療完成後3年以後建議6-12個月一次

腹部超音波

- 治療完成後3年內建議每3-6個月一次
- 治療完成後3年以後建議6-12個月一次

正子攝影掃描及全身骨骼掃描及上消化道鏡檢查

- 臨床上必要時

《 參考文獻 》

1. Al-Sarrf M, LeBlanc M, Giri PG, et al. Chemotherapy versus radiotherapy in patients with advanced nasopharyngeal cancer : phase III randomized Intergroup study 0099. J Clin Oncol 1998; 16:1310-1317. Wee J, Tan EH, Tai BC, et al. Randomized trial of radiotherapy versus concurrent chemoradiotherapy followed by adjuvant chemotherapy in patients with American Joint Committee on Cancer/International Union against cancer stage III and IV nasopharyngeal cancer of the endemic variety. J Clin Oncol 2005; 23 : 6730-6738.
2. NCCN Head and Neck Cancer Guidelines Version 1, 2024
3. Bernier J, Dornic C, Ozsahin M et al. Postoperative irradiation with or without concomitant chemotherapy for locally advanced head and neck cancer. N Engl J Med 2004; 350:1945-1952.
4. Budach W, Hehr T, Budach V, et al. A meta-analysis of hyperfractionated and accelerated radiotherapy and combined chemotherapy and radiotherapy regimens in unresected locally advanced squamous cell carcinoma of the head and neck. BMC Cancer 2006; 6 : 28-38.
5. Chan AT, Leung SF, Ngan RK, et al. Overall survival after concurrent cisplatin-radiotherapy compared with radiotherapy alone in locoregionally advanced nasopharyngeal carcinoma. J Natl Cancer Inst 2005; 97: 536-539.
6. Chan AT, Hsu M-M, Goh BC, et al. Multicenter, phase II study of cetuximab in combination with carboplatin in patients with recurrent or metastatic nasopharyngeal carcinoma. J Clin Oncol 2005; 23: 3568-3576.
7. Cooper JS, Pajak TF, Forastiere AA et al. Postoperative concurrent radiotherapy and chemotherapy for high-risk squamous-cell carcinoma of the head and neck. N Engl J Med 2004; 350(19) : 1937-1944.
8. Hartford AC, Palosca MG, Eichler TJ, et al. American Society for Therapeutic Radiology and Oncology (ASTRO) and American College of Radiology (ACR) Practice Guidelines for Intensity-Modulated Radiation Therapy (IMRT). Int J Radiat Oncol Biol Phys 2009; 73: 9-14.

《頭頸癌抗癌藥物治療指引》

Squamous Cell Cancers

Lip, Oral Cavity, Oropharynx, Hypopharynx, Glottic Larynx, Supraglottic Larynx, Ethmoid Sinus, Maxillary Sinus, Occult Primary

Primary Systemic Therapy + Concurrent Radiotherapy

藥品名	劑量 mg/m ²	給藥日	頻率	週期	參考文獻
Cisplatin	100	1	Q3W	3 with RT	1, 2

藥品名	劑量 mg/m ²	給藥日	頻率	週期	參考文獻
Cetuximab	400* → 250	1	QW	8	3

*1st dose 400 mg/m² then followed by 250 mg/m²

藥品名	劑量 mg/m ²	給藥日	頻率	週期	參考文獻
Carboplatin	70	1-4	Q3W	3 with RT	4
5-FU	600	1-4	Q3W	3 with RT	

藥品名	劑量 mg/m ²	給藥日	頻率	週期	參考文獻
Carboplatin	70	1-5	Q4W	2 with RT	5
5-FU	600	1-5	Q4W	2 with RT	

藥品名 *	劑量 mg/m ²	給藥日	頻率	週期	參考文獻
5-FU	800	1-5	Q2W	6 with RT	6
Hydroxyurea	1g PO Q12H	11 doses	Q2W	6 with RT	

藥品名	劑量 mg/m ²	給藥日	頻率	週期	參考文獻
Paclitaxel	30	1	QW	7	6
Cisplatin	20	2	QW	7	

藥品名	劑量 mg/m ²	給藥日	頻率	週期	參考文獻
Paclitaxel	175	1	Q3W	Min 6	18
Cisplatin	75	1	Q3W	Min 6	

藥品名	劑量 mg/m ²	給藥日	頻率	週期	參考文獻
Cisplatin	100	1	Q3W	3 with RT	7
5-FU	1000*	1-5	Q3W	3 with RT	

*Continuous infusion

藥品名	劑量 mg/m ²	給藥日	頻率	週期	參考文獻
Cisplatin	60	1	Q2W	7 with RT	7
5-FU	800*	1-5	Q2W	7 with RT	

*Continuous infusion

藥品名	劑量 mg/m ²	給藥日	頻率	週期	參考文獻
Cisplatin	5*	1-4	Q4W	2 with RT	19
5-FU	250*	1-4	Q4W	2 with RT	

*Continuous infusion

藥品名	劑量 mg/m ²	給藥日	頻率	週期	參考文獻
Cisplatin	100	1	Q3W	Min 6	18
5-FU	1000*	1-4	Q3W	Min 6	

*Continuous infusion

藥品名	劑量 mg/m ²	給藥日	頻率	週期	參考文獻
Carboplatin	100	1	QW	8	8
Paclitaxel	45	1	QW	8	

藥品名	劑量 mg/m ²	給藥日	頻率	週期	參考文獻
Cisplatin	40	1	QW	4	9, 10

藥品名	劑量 mg/m ²	給藥日	頻率	週期	參考文獻
Carboplatin	25	1-5	QW	5 with RT	16

藥品名	劑量 mg/m ²	給藥日	頻率	週期	參考文獻
Cisplatin	50	1	Q2W	6	30
UFUR	800 mg* PO QD	1-14	Q2W	6	
Leucovorin	60 mg PO QD	1-14	Q2W	6	

*Or 300 mg/m²

Postoperative Chemoradiation

藥品名	劑量 mg/m ²	給藥日	頻率	週期	參考文獻
Cisplatin	75-100	1	Q3W	3 with RT	11-13, 15, 31

藥品名	劑量 mg/m ²	給藥日	頻率	週期	參考文獻
Cisplatin	30*	1	QW	6	14, 31

*50 mg for 7-9 cycles with RT

藥品名	劑量 mg/m ²	給藥日	頻率	週期	參考文獻
Cetuximab	400* → 250	1	QW	#	20
Cisplatin	30	1	QW	#	

*1st dose 400 mg/m² then followed by 250 mg/m²
 #1st cycle before RT and continued cycles during RT

藥品名	劑量 mg/m ²	給藥日	頻率	週期	參考文獻
Cetuximab	400* → 250	1	QW	#	20
Docetaxel	15	1	QW	#	

*1st dose 400 mg/m² then followed by 250 mg/m²
 #1st cycle before RT and continued cycles during RT

Induction/Sequential Chemotherapy

藥品名	劑量 mg/m ²	給藥日	頻率	週期	參考文獻
Docetaxel	75	1	Q3W	3-4	22, 24
Cisplatin	75	1	Q3W	3-4	
5-FU	750	1-5	Q3W	3-4	

藥品名	劑量 mg/m ²	給藥日	頻率	週期	參考文獻
Docetaxel	75	1	Q3W	3	23
Cisplatin	100	1	Q3W	3	
5-FU	1000*	1-4 [#]	Q3W	3	

*Continuous infusion for 24 h
[#]May extend to day 5 if tolerable

藥品名	劑量 mg/m ²	給藥日	頻率	週期	參考文獻
Paclitaxel	175	1	Q3W	3	25
Cisplatin	100	2	Q3W	3	
5-FU	500	2-6	Q3W	3	

Following induction, agents to be used with concurrent chemoradiation typically include weekly carboplatin or cisplatin or cetuximab

藥品名	劑量 mg/m ²	給藥日	頻率	週期	參考文獻
Cisplatin	100	1	Q3W	3 with RT	26

藥品名	劑量 mg/m ²	給藥日	頻率	週期	參考文獻
Carboplatin	AUC 1.5	1	QW	7	27

藥品名	劑量 mg/m ²	給藥日	頻率	週期	參考文獻
Cetuximab	400* → 250	1	QW	7 with RT	28

*1st dose 400 mg/m² then followed by 250 mg/m²

藥品名	劑量 mg/m ²	給藥日	頻率	週期	參考文獻
Cisplatin	50	1	Q2W	6	29
UFUR	800 mg* PO QD	1-14	Q2W		
Leucovorin	60 mg PO QD	1-14	Q2W		

*Or 300 mg/m²

*三院有個別版本

參考文獻

- Forastiere AA, Zhang Q, Weber RS, et al. Long-term results of radiotherapyOG 91-11: a comparison of three nonsurgical treatment strategies to preserve the larynx in patients with locally advanced larynx cancer. J Clin Oncol 2013;31:845-852.
- Adelstein DJ, Li Y, Adams GL, et al. An intergroup phase III comparison of standard radiation therapy and two schedules of concurrent chemoradiotherapy in patients with unresectable squamous cell head and neck cancer. J Clin Oncol 2003;21(1):92-98.
- Bonner JA, Harari PM, Giralt J, et al. Radiotherapy plus cetuximab for locoregionally advanced head and neck cancer: 5-year survival data from a phase 3 randomised trial, and relation between cetuximab-induced rash and survival. Lancet Oncol 2010;11:21-28.

4. Denis F, Garaud P, Bardet E, et al. Final results of the 94-01 French Head and Neck Oncology and Radiotherapy Group randomized trial comparing radiotherapy alone with concomitant radiochemotherapy in advanced-stage oropharynx carcinoma. *J Clin Oncol* 2004;22:69-76.
5. Bourhis J, Sire C, Graff P, et al. Concomitant chemoradiotherapy versus acceleration of radiotherapy with or without concomitant chemotherapy in locally advanced head and neck carcinoma (GORTEC 99-02): an open-label phase 3 randomised trial. *Lancet Oncol* 2012;13:145-153.
6. Garden AS, Harris J, Vokes EE, et al. Preliminary results of Radiation Therapy Oncology Group 97-03: A randomized phase II trial of concurrent radiation and chemotherapy for advanced squamous cell carcinomas of the head and neck. *J Clin Oncol* 2004;22:2856-2864.
7. Taylor S, Murthy A, Vannetzel J, et al. Randomized comparison of neoadjuvant cisplatin and fluorouracil infusion followed by radiation versus concomitant treatment in advanced head and neck cancer. *J Clin Oncol* 1994;12:385-395.
8. Suntharalingam M, Haas ML, Conley BA, et al. The use of carboplatin and paclitaxel with daily radiotherapy in patients with locally advanced squamous cell carcinomas of the head and neck. *Int J Radiat Oncol Biol Phys* 2000;47:49-56.
9. Beckmann GK, Hoppe F, Pfreundner L, et al. Hyperfractionated accelerated radiotherapy in combination with weekly cisplatin for locally advanced head and neck cancer. *Head Neck* 2005;27:36-43.
10. Medina JA, Rueda A, de Pasos AS, et al. A phase II study of concomitant boost radiation plus concurrent weekly cisplatin for locally advanced unresectable head and neck carcinomas. *Radiother Oncol* 2006;79:34-38
11. Cooper JS, Pajak TF, Forastiere AA, et al. Postoperative concurrent radiotherapy and chemotherapy for high-risk squamous-cell carcinoma of the head and neck. *N Engl J Med* 2004;350:1937-1944
12. Bernier J, Dommenege C, Ozsahin M, et al. Postoperative irradiation with or without concomitant chemotherapy for locally advanced head and neck cancer. *N Engl J Med* 2004;350:1945-1952
13. Bernier J, Cooper JS, Pajak TF, et al. Defining risk levels in locally advanced head and neck cancers: A comparative analysis of concurrent postoperative radiation plus chemotherapy trials of the EORTC (#22931) and radiotherapyOG (#9501). *Head Neck* 2005;27:843-850.

14. Bachaud JM, Cohen-Jonathan E, Alzieu C, et al. Combined postoperative radiotherapy and weekly cisplatin infusion for locally advanced head and neck carcinoma: final report of a randomized trial. *Int J Radiat Oncol Biol Phys* 1996 Dec 1;36:999-1004.
15. Cooper JS, Zhang Q, Pajak TF, et al. Long-term follow-up of the radiotherapyOG 9501/intergroup phase III trial: postoperative concurrent radiation therapy and chemotherapy in high-risk squamous cell carcinoma of the head and neck. *Int J Radiat Oncol Biol Phys* 2012;84:1198-1205.
16. Jeremic B, Milicic B, Dagovic A, et al. Radiation Therapy With or Without Concurrent Low-Dose Daily Chemotherapy in Locally Advanced, Nonmetastatic Squamous Cell Carcinoma of the Head and Neck. *J Clin Oncol*, 2004, 22:3540-3548
17. RTOG 0522: a randomized phase III trial of concurrent accelerated radiation and cisplatin versus concurrent accelerated radiation, cisplatin, and cetuximab [followed by surgery for selected patients] for Stage III and IV head and neck carcinomas. *Clin Adv Hematol Oncol* 2007;5: 79-81
18. Gibson MK, Li Y, Murphy B, et al. Randomized phase III evaluation of cisplatin plus fluorouracil versus cisplatin plus paclitaxel in advanced head and neck cancer (E1395): an intergroup trial of the Eastern Cooperative Oncology Group. *J Clin Oncol* 2005;23:3562-3567
19. Soo KC, Tan EH, Wee J, et al. Surgery and adjuvant radiotherapy vs concurrent chemoradiotherapy in stage III/IV nonmetastatic squamous cell head and neck cancer: a randomised comparison. *Br J Cancer*. 2005;93:279-286
20. Harari PM, Harris J, Kies MS, et al. Postoperative chemoradiotherapy and cetuximab for high-risk squamous cell carcinoma of the head and neck: Radiation Therapy Oncology Group radiotherapyOG-0234. *J Clin Oncol*. 2014;32:2486-2495
21. Fietkau R, Lautenschläger C, Sauer R, et al. Postoperative concurrent radio-chemotherapy versus radiotherapy in high-risk SCCA of the head and neck: Results of the German phase III trial ARO 96–32006 ASCO Annual Meeting Proceedings (Post-Meeting Edition)24,(18S) 2006: 5507
22. Vermorken JB, Remenar E, van Herpen C, et al; EORTC 24971/TAX 323 Study Group. Cisplatin, fluorouracil, and docetaxel in unresectable head and neck cancer. *N Engl J Med* 2007;357(17):1695-1704.

23. Posner MR, Hershock DM, Blajman CR, et al. Cisplatin and fluorouracil alone or with docetaxel in head and neck cancer. *N Engl J Med* 2007;357(17):1705-1715
24. Pointreau Y, Garaud P, Chapet S, et al. Randomized trial of induction chemotherapy with cisplatin and 5-fluorouracil with or without docetaxel for larynx preservation. *J Natl Cancer Inst* 2009;101:498-506
25. Hitt R, López-Pousa A, Martínez-Trufero J, et al. Phase III study comparing cisplatin plus fluorouracil to paclitaxel, cisplatin, and fluorouracil induction chemotherapy followed by chemoradiotherapy in locally advanced head and neck cancer. *J Clin Oncol* 2005;23:8636-8645.
26. Chitapanarux I, Lorvidhaya V, Kamnerdsupaphon P, et al. Chemoradiation comparing cisplatin versus carboplatin in locally advanced nasopharyngeal cancer: Randomised, non-inferiority, open trial. *Eur J Cancer* 2007;43:1399-1406
27. Haddad R, O'Neill A, Rabinowits G, et al. Induction chemotherapy followed by concurrent chemoradiotherapy (sequential chemoradiotherapy) versus concurrent chemoradiotherapy alone in locally advanced head and neck cancer (PARADIGM): a randomised phase 3 trial. *Lancet Oncol.* 2013;14:257-4264
28. Lefebvre JL, Pointreau Y, Rolland F, et al. Induction chemotherapy followed by either chemoradiotherapy or bioradiotherapy for larynx preservation: the TREMPLIN randomized phase II study. *J Clin Oncol* 2013;31:853-859.
29. Hung-Ming Wang, Cheng-Su Wang, Jen-Shi Chen, et al. Cisplatin, tegafur, and leucovorin: A moderately effective and minimally toxic outpatient neoadjuvant chemotherapy for locally advanced squamous cell carcinoma of the head and neck. *Cancer* 2002; 94 (11): 2982-2995.
30. Wang HM, Hsu CL, Hsieh CH, et al. Concurrent chemoradiotherapy using cisplatin, tegafur, and leucovorin for advanced squamous cell carcinoma of the hypopharynx and oropharynx. *Biomed J* 2014;37(3):133-40.
31. Noronha V, Joshi A, Patil VM, et al. Once-a-Week versus once-every-3-weeks cisplatin chemoradiation for Locally advanced head and neck cancer: a phase III randomized noninferiority trial. *J Clin Oncol* 2017;Jco2017749457.
32. Kies MS, Holsinger FC, Lee JJ, et al. Induction chemotherapy and cetuximab for locally advanced squamous cell carcinoma of the head and neck: results from a phase II prospective trial. *J Clin Oncol* 2010;28:8-14.

Recurrent, Unresectable, or Metastatic (incurable) Disease

First-line Therapy

Combination Therapy

藥品名*	劑量 mg/m ²	給藥日	頻率	週期	參考文獻
Cetuximab	400* → 250	1	QW		1
Cisplatin	100	1	Q3W	Max 6	
5-FU	1000	1-4	Q3W	Max 6	

*1st dose 400 mg/m² then followed by 250 mg/m²

藥品名	劑量 mg/m ²	給藥日	頻率	週期	參考文獻
Cetuximab	400* → 250	1	QW		1
Carboplatin	AUC 5	1	Q3W	Max 6	
5-FU	1000	1-4	Q3W	Max 6	

*1st dose 400 mg/m² then followed by 250 mg/m²

Immunotherapy

藥品名	劑量 mg/m ²	給藥日	頻率	週期	參考文獻
Pembrolizumab	200 mg	1	Q3W	34 (24 mo)	18
Cisplatin	100	1	Q3W	6	
5-FU	1000	1-4	Q3W	6	

藥品名	劑量 mg/m ²	給藥日	頻率	週期	參考文獻
Pembrolizumab	200 mg	1	Q3W	34 (24 mo)	18
Carboplatin	AUC 5	1	Q3W	6	
5-FU	1000	1-4	Q3W	6	

藥品名	劑量 mg/m ²	給藥日	頻率	週期	參考文獻
Pembrolizumab	200 mg	1	Q3W	34 (24 mo)	18, 19

藥品名	劑量 mg/m ²	給藥日	頻率	週期	參考文獻
Pembrolizumab	200 mg	1	Q3W	6	2, 20
Cisplatin	75-100	1	Q3W	6	
Paclitaxel	175	1	Q3W	6	

藥品名	劑量 mg/m ²	給藥日	頻率	週期	參考文獻
Pembrolizumab	200 mg	1	Q3W	6	2, 20
Carboplatin	AUC 5	1	Q3W	6	
Paclitaxel	175	1	Q3W	6	

藥品名	劑量 mg/m ²	給藥日	頻率	週期	參考文獻
Pembrolizumab	200 mg	1	Q3W	6	2, 20
Cisplatin	100	1	Q3W	6	
Docetaxel	65	1	Q3W	6	

藥品名	劑量 mg/m ²	給藥日	頻率	週期	參考文獻
Pembrolizumab	200 mg	1	Q3W	6	2, 20
Carboplatin	AUC 5-6	1	Q3W	6	
Docetaxel	65	1	Q3W	6	

藥品名	劑量 mg/m ²	給藥日	頻率	週期	參考文獻
Pembrolizumab	200 mg	1	Q3W		21
Cetuximab	400 → 250	1	QW		

Other Combination Therapy

藥品名	劑量 mg/m ²	給藥日	頻率	週期	參考文獻
Docetaxel	65	1	Q3W		2
Carboplatin	AUC 6	1	Q3W		

藥品名	劑量 mg/m ²	給藥日	頻率	週期	參考文獻
Paclitaxel	175	1	Q3W		3
Cisplatin	75	1	Q3W		

藥品名	劑量 mg/m ²	給藥日	頻率	週期	參考文獻
Paclitaxel	175	1	Q3W		3
Carboplatin	AUC 6	1	Q3W		

藥品名	劑量 mg/m ²	給藥日	頻率	週期	參考文獻
Cetuximab	200* → 125	1	QW		4
Cisplatin	100	1	Q4W	2-6	

*1st dose 200 mg/m² then followed by 125 mg/m²

藥品名	劑量 mg/m ²	給藥日	頻率	週期	參考文獻
Cisplatin	100	1	Q3W	Min 6	3, 5
5-FU	1000	1-4	Q3W	Min 6	

藥品名	劑量 mg/m ²	給藥日	頻率	週期	參考文獻
Cetuximab	400 → 250 → 500*	1	QW → QW → Q2W*		6
Docetaxel	75	1	Q3W	4	
Cisplatin	75	1	Q3W	4	

*1st dose 400 mg/m² and 2nd dose 250 mg/m² QW then followed by 500 mg/m² Q2W

藥品名	劑量 mg/m ²	給藥日	頻率	週期	參考文獻
Cetuximab	400 → 250 → 500*	1	QW → QW → Q2W*		15
Docetaxel	75	1	Q3W	4	
Carboplatin	AUC 5	1	Q3W	4	

*1st dose 400 mg/m² and 2nd dose 250 mg/m² QW then followed by 500 mg/m² Q2W

藥品名	劑量 mg/m ²	給藥日	頻率	週期	參考文獻
Paclitaxel	175	1	Q3W	2	16, 17
Cisplatin	75	1	Q3W	2	
Followed by					
Cetuximab	400* → 250	1	QW		
Cisplatin	75	1	Q3W	4	

*1st dose 400 mg/m² then followed by 250 mg/m²

藥品名	劑量 mg/m ²	給藥日	頻率	週期	參考文獻
Paclitaxel	175	1	Q3W	2	16, 17
Carboplatin	AUC 6	1	Q3W	2	
Followed by					
Cetuximab	400* → 250	1	QW		
Carboplatin	AUC 6	1	Q3W	4	

*1st dose 400 mg/m² then followed by 250 mg/m²

Single Agents

藥品名	劑量 mg/m ²	給藥日	頻率	週期	參考文獻
Cisplatin	100	1	Q3-4W		7, 8

藥品名	劑量 mg/m ²	給藥日	頻率	週期	參考文獻
Paclitaxel	80	1	QW	6	9

藥品名	劑量 mg/m ²	給藥日	頻率	週期	參考文獻
Docetaxel	100	1	Q3W		10

藥品名	劑量 mg/m ²	給藥日	頻率	週期	參考文獻
5-FU	1000	1	Q3W		8

藥品名	劑量 mg/m ²	給藥日	頻率	週期	參考文獻
Methotrexate	40	1	QW		11, 12

藥品名	劑量 mg/m ²	給藥日	頻率	週期	參考文獻
Cetuximab	400* → 250	1	QW	Min 7	13

*1st dose 400 mg/m² then followed by 250 mg/m²

藥品名	劑量 mg/m ²	給藥日	頻率	週期	參考文獻
Cetuximab	500	1	Q2W	2	25

藥品名	劑量 mg/m ²	給藥日	頻率	週期	參考文獻
Capecitabine	1250 PO BID	1-14	Q3W	Min 2	14

Useful in Certain Circumstances

藥品名	劑量 mg/m ²	給藥日	頻率	週期	參考文獻
Cetuximab	400* → 250	1, 8, 15	Q4W		23
Paclitaxel	80	1, 8, 15	Q4W		

藥品名	劑量 mg/m ²	給藥日	頻率	週期	參考文獻
Cetuximab	500	1	Q2W		24
Docetaxel	50	1	Q2W		

藥品名	劑量 mg/m ²	給藥日	頻率	週期	參考文獻
Nivolumab	3 mg/kg	1	Q2W		22
Ipilimumab	1 mg/kg	1	Q6W		

*三院有個別版本

參考文獻

1. Vermorken JB, Mesia R, Rivera F, et al. Platinum-based chemotherapy plus cetuximab in head and neck cancer. *N Engl J Med* 2008;359:1116-1127.
2. Samlowski WE, Moon J, Kuebler JP, et al. Evaluation of the combination of docetaxel/carboplatin in patients with metastatic or recurrent squamous cell carcinoma of the head and neck (SCCHN): a Southwest Oncology Group Phase II study. *Cancer Invest* 2007;25:182-188.
3. Gibson MK, Li Y, Murphy B, et al. Randomized phase III evaluation of cisplatin plus fluorouracil versus cisplatin plus paclitaxel in advanced head and neck cancer (E1395): An Intergroup Trial of the Eastern Cooperative Oncology Group. *J Clin Oncol* 2005;23:3562-3567.
4. Burtness B, Goldwasser MA, Flood W, et al. Phase III randomized trial of cisplatin plus placebo versus cisplatin plus cetuximab in metastatic/recurrent head and neck cancer: An Eastern Cooperative Oncology Group Study. *J Clin Oncol* 2005;23:8646-8654.

5. Forastiere AA, Metch B, Schuller DE, et al. Randomized comparison of cisplatin plus fluorouracil and carboplatin plus fluorouracil versus methotrexate in advanced squamous cell carcinoma of the head and neck: A Southwest Oncology Group Study. *J Clin Oncol* 1992;10:1245-1251.
6. Guigay J, Fayette J, Dillies A-F, et al. Cetuximab, docetaxel, and cisplatin (TPEX) as first-line treatment in patients with recurrent or metastatic (R/M) squamous cell carcinoma of the head and neck (SCCHN): Final results of phase II trial GORTEC 2008-03 [abstract]. *J Clin Oncol* 2012;30(Suppl 15):Abstract 5505.
7. Burthese B, Goldwasser MA, Flood W, et al. Phase III Randomized Trial of Cisplatin Plus Placebo Compared With Cisplatin Plus Cetuximab in Metastatic/Recurrent Head and Neck Cancer: An Eastern Cooperative Oncology Group Study. *J Clin Oncol* 2005;23:8646-8654.
8. Jacobs C, Lyman G, Velez-Garcia E, et al. A phase III randomized study comparing cisplatin and fluorouracil as single agents and in combination for advanced squamous cell carcinoma of the head and neck. *J Clin Oncol* 1992;10:257-263.
9. Grau JJ, Caballero M, Verger E, et al. Weekly paclitaxel for platin-resistant stage IV head and neck cancer patients. *Acta OtoLaryngol* 2009;129:1294-1299.
10. Catimell G, Verweij J, Mattijssen V, et al. Docetaxel (Taxotere): An active drug for the treatment of patients with advanced squamous cell carcinoma of the head and neck. *Ann Oncol* 1994;5:533-537.
11. Stewart JS, Cohen EE, Licitra L, et al. Phase III study of gefitinib compared with intravenous methotrexate for recurrent squamous cell carcinoma of the head and neck [corrected]. *J Clin Oncol* 2009;27:1864-1871
12. Forastiere AA, Metch B, Schuller DE, et al. Randomized comparison of cisplatin plus fluorouracil and carboplatin plus fluorouracil versus methotrexate in advanced squamous-cell carcinoma of the head and neck: a Southwest Oncology Group study. *J Clin Oncol.* 1992 Aug;10(8):1245-51.
13. Vermorken JB, Trigo J, Hitt R, et al. Open-label, uncontrolled, multicenter phase II study to evaluate the efficacy and toxicity of cetuximab as a single agent in patients with recurrent and/or metastatic squamous cell carcinoma of the head and neck who failed to respond to platinum-based therapy. *J Clin Oncol.* 2007 Jun 1;25(16):2171-7.
14. Martinez-Trufero J, Isla D, Adansa JC, et al. Phase II study of capecitabine as palliative treatment for patients with recurrent and metastatic squamous head and neck cancer after previous platinum-based treatment. *Br J Cancer* 2010;102:1687-1691.

15. Joel Guigay UK, Ricard Mesia, Nadejda Vintonenko, Jean Bourhis, Anne Auperin. TPEXtreme randomized trial: TPEX versus Extreme regimen in 1st line recurrent/metastatic head and neck squamous cell carcinoma. *Journal of Clinical Oncology* 2015.
16. Price KA, Cohen EE. Current treatment options for metastatic head and neck cancer. *Curr Treat Options Oncol* 2012;13:35-46.
17. Herbst RS, Arquette M, Shin DM, et al. Phase II multicenter study of the epidermal growth factor receptor antibody cetuximab and cisplatin for recurrent and refractory squamous cell carcinoma of the head and neck. *J Clin Oncol* 2005;23:5578-5587.
18. Rischin D, Harrington KJ, Greil R, et al. Protocol-specified final analysis of the phase 3 KEYNOTE-048 trial of pembrolizumab (pembro) as first-line therapy for recurrent/metastatic head and neck squamous cell carcinoma (R/M HNSCC). *J Clin Oncol* 2019;37(suppl)6000-6000.
19. Burtneß B, Harrington KJ, Greil R, et al. KEYNOTE-048: Phase 3 study of first-line pembrolizumab (P) for recurrent/metastatic head and neck squamous cell carcinoma (R/M HNSCC). *ESMO 2018 Congress*
20. Burtneß B, Harrington KJ, Greil R, Soulières D, Tahara M, de Castro G, et al. Pembrolizumab alone or with chemotherapy versus cetuximab with chemotherapy for recurrent or metastatic squamous cell carcinoma of the head and neck (KEYNOTE-048): a randomised, open-label, phase 3 study. *Lancet*. (2019) 394:1915–28. 10.1016/s0140-6736(19)32591-7
21. Sacco AG, Chen R, Worden FP, et al Pembrolizumab plus cetuximab in patients with recurrent or metastatic head and neck squamous cell carcinoma: an open-label, multi-arm, non-randomised, multicentre, phase 2 trial. *Lancet Oncol*. 2021 Jun;22(6):883-892.
22. Haddad RI, Harrington K, Tahara M, et al. Nivolumab plus ipilimumab versus EXTREME regimen as first-line treatment for recurrent/metastatic squamous cell carcinoma of the head and neck: Final results of CheckMate 651. *J Clin Oncol* 2023;41:2166-2180.
23. Okada T, Okamoto I, Sato H, Ito T, Miyake K, Tsukahara K. Efficacy and Safety of Paclitaxel Combined With Cetuximab for Head and Neck Squamous Cell Carcinoma. *In Vivo*. 2021 Mar-Apr;35(2):1253-1259. doi: 10.21873/invivo.12376. PMID: 33622928; PMCID: PMC8045122.

24. Posch D, Fuchs H, Kornek G, Grah A, Pammer J, Aretin MB, Fuereder T. Docetaxel plus cetuximab biweekly is an active regimen for the first-line treatment of patients with recurrent/metastatic head and neck cancer. *Sci Rep.* 2016 Sep 6;6:32946. doi: 10.1038/srep32946. PMID: 27597175; PMCID: PMC5011715.
25. Fury MG, Sherman E, Lisa D, et al. A randomized phase II study of cetuximab every 2 weeks at either 500 or 750 mg/m² for patients with recurrent or metastatic head and neck squamous cell cancer. *J Natl Compr Canc Netw* 2012;10:1391-1398.

《鼻咽癌抗癌藥物治療指引》

Nasopharynx Carcinoma

Chemoradiation Followed by Adjuvant Chemotherapy

藥品名	劑量 mg/m ²	給藥日	頻率	週期	參考文獻
Cisplatin	100	1	Q3W	3 with RT	1
Followed by					
Cisplatin	80	1	Q4W	3 after RT	
5-FU	1000	1-4	Q4W	3 after RT	

藥品名	劑量 mg/m ²	給藥日	頻率	週期	參考文獻
Carboplatin	AUC 6	1	Q3W	3-5 with RT	2
Followed by					
Carboplatin	AUC 5	1	Q3W	2 after RT	
5-FU	1000*	1-4	Q3W	2 after RT	

*Continuous infusion for 24 h

藥品名	劑量 mg/m ²	給藥日	頻率	週期	參考文獻
Cisplatin	40	1	QW	7	3

藥品名	劑量 mg/m ²	給藥日	頻率	週期	參考文獻
Cisplatin	50	1	Q2W	6	11
UFUR	800 mg* PO	1-14	Q2W		
Leucovorin	60 mg PO	1-14	Q2W		

*Or 300 mg/m²

藥品名	劑量 mg/m ²	給藥日	頻率	週期	參考文獻
Capecitabine	650 PO BID			For 1 year	17

Reirradiation + Concurrent Systemic Therapy

For patients with HF-IMRT

藥品名	劑量 mg/m ²	給藥日	頻率	週期	參考文獻
Cisplatin	100	1	Q3W	3 before RT	15, 16
Gemcitabine	1000	1, 8	Q3W	3 before RT	
Followed by					
Cisplatin	40	1	QW	6 with RT	

藥品名	劑量 mg/m ²	給藥日	頻率	週期	參考文獻
Carboplatin	AUC 5	1	Q3W	3 before RT	15, 16
Gemcitabine	1000	1, 8	Q3W	3 before RT	
Followed by					
Cisplatin	40	1	QW	6 with RT	

For patients with SF-IMRT

藥品名	劑量 mg/m ²	給藥日	頻率	週期	參考文獻
Cisplatin	100	1	Q3W	3 before RT	15, 16
5-Fu	1000	1-4	Q3W	3 before RT	
Followed by					
Cisplatin	40	1	QW	6 with RT	

藥品名	劑量 mg/m ²	給藥日	頻率	週期	參考文獻
Carboplatin	AUC 5	1	Q3W	3 before RT	15, 16
5-Fu	1000	1-4	Q3W	3 before RT	
Followed by					
Cisplatin	40	1	QW	6 with RT	

Induction (Category 3)/Sequential Chemotherapy

藥品名	劑量 mg/m ²	給藥日	頻率	週期	參考文獻
Cisplatin	80	1	Q3W	3	14
Gemcitabine	1000	1, 8	Q3W	3	

藥品名	劑量 mg/m ²	給藥日	頻率	週期	參考文獻
Docetaxel	70	1	Q3W	3	4
Cisplatin	75	1	Q3W	3	
5-FU	1000*	1-4	Q3W	3	
Followed by					
Cisplatin	100	1	Q3W	With RT	

藥品名*	劑量 mg/m ²	給藥日	頻率	週期	參考文獻
Docetaxel	60	1	Q3W	3	12
Cisplatin	60	1	Q3W	3	
5-FU	600	1-5	Q3W	3	
Followed by					
Cisplatin	100	1	Q3W	With RT	

藥品名	劑量 mg/m ²	給藥日	頻率	週期	參考文獻
Docetaxel	75	1	Q3W	2	5
Cisplatin	75	1	Q3W	2	
Followed by					
Cisplatin	40	1	QW	With RT	

藥品名	劑量 mg/m ²	給藥日	頻率	週期	參考文獻
Cisplatin	100	1	Q3W	3	6
5-FU	1000*	1-4	Q3W	3	

*Continuous infusion for 24 h

藥品名	劑量 mg/m ²	給藥日	頻率	週期	參考文獻
Cisplatin	40	1	QW	7 during RT	7

藥品名*	劑量 mg/m ²	給藥日	頻率	週期	參考文獻
Epirubicin	60-75	1	Q4W	3	8
Mitomycin	10	1	Q4W	Cycle 1, 3 only	
Cisplatin	60-100	1	Q4W	3	

Adjuvant CT (post RT or CCRT completion on day 29) (category 2B)

藥品名	劑量 mg/m ²	給藥日	頻率	週期	參考文獻
Cisplatin	80	1	Q4W	3	9
5-FU	1000	1-4	Q4W	3	

Following induction, agents to be used with concurrent chemoradiation typically include weekly cisplatin or carboplatin

藥品名	劑量 mg/m ²	給藥日	頻率	週期	參考文獻
Cisplatin	40	1	QW	7	10

藥品名	劑量 mg/m ²	給藥日	頻率	週期	參考文獻
Carboplatin	AUC 2	1	QW	6 (Max 7)	13

*三院有個別版本

參考文獻

1. Al-Sarraf M, LeBlanc M, Giri PG, Fu KK, et al. Chemoradiotherapy versus radiotherapy in patients with advanced nasopharyngeal cancer: phase III randomized Intergroup study 0099. J Clin Oncol. 1998 ;16:1310-1317.
2. Dechaphunkul T, Pruegsanusak K, Sangthawan D, et al. Concurrent chemoradiotherapy with carboplatin followed by carboplatin and 5-fluorouracil in locally advanced nasopharyngeal carcinoma. Head Neck Oncol. 2011;3:30.
3. Chen L, Hu CS, Chen XZ, et al. Concurrent chemoradiotherapy plus adjuvant chemotherapy versus concurrent chemoradiotherapy alone in patients with locoregionally advanced nasopharyngeal carcinoma: a phase 3 multicentre randomised controlled trial. Lancet Oncol. 2012;13:163-171.

4. Bae WK, Hwang JE, Shim HJ, et al. Phase II study of docetaxel, cisplatin, and 5-FU induction chemotherapy followed by chemoradiotherapy in locoregionally advanced nasopharyngeal cancer. *Cancer Chemother Pharmacol.* 2010;65:589-595.
5. Hui EP, Ma BB, Leung SF, et al. Randomized phase II trial of concurrent cisplatin-radiotherapy with or without neoadjuvant docetaxel and cisplatin in advanced nasopharyngeal carcinoma. *J Clin Oncol.* 2009;27:242-249.
6. Posner MR, Hershock DM, Blajman CR, et al. Cisplatin and fluorouracil alone or with docetaxel in head and neck cancer. *N Engl J Med* 2007;357(17):1705-1715.
7. A Hellenic Cooperative Oncology Group phase II study. *Strahlenther Onkol.* 2005;181:223-230.
8. Hong RL, Ting LL, Ko JY, et al. Induction chemotherapy with mitomycin, epirubicin, cisplatin, fluorouracil, and leucovorin followed by radiotherapy in the treatment of locoregionally advanced nasopharyngeal carcinoma. *J Clin Oncol.* 2001;19:4305-4313.
9. Muhyi al-Sarraf, Martine Leblanc, et al. Chemoradiotherapy versus radiotherapy in patients with advanced nasopharyngeal cancer: phase III randomized Intergroup study 0099. *J Clin Oncol* 1998; 16: 1310-1317.
10. Chan AT, Leung SF, Ngan RK, et al. Overall survival after concurrent cisplatin-radiotherapy compared with radiotherapy alone in locoregionally advanced nasopharyngeal carcinoma. *J Natl Cancer Inst.* 2005 Apr 6;97(7):536-539.
11. Concurrent chemoradiotherapy using biweekly cisplatin/tegafur plus uracil/leucovorin in stage III nasopharyngeal carcinoma. *J Clin Oncol.* 2005 23(16): 5510
12. Sun Y, Li WF, Chen NY, et al. Induction chemotherapy plus concurrent chemoradiotherapy versus concurrent chemoradiotherapy alone in locoregionally advanced nasopharyngeal carcinoma: a phase 3, multicentre, randomised controlled trial. *Lancet Oncol* 2016; 17: 1509–20.
13. Ou D, Blanchard P, Khoury CE, et al. Induction chemotherapy with docetaxel, cisplatin and fluorouracil followed by concurrent chemoradiotherapy or chemoradiotherapy alone in locally advanced non-endemic nasopharyngeal carcinoma. *Oral Oncology* 62 (2016) 114–121.
14. Zhang Y, Chen L, Hu GQ, Zhang N, Zhu XD, Yang KY, et al. Gemcitabine and cisplatin induction chemotherapy in nasopharyngeal carcinoma. *N Engl J Med.* (2019) 381:1124–35.

15. Lee VHF, Kwong DL, Leung T-W, et al. Hyperfractionation compared to standard fractionation in intensity-modulated radiation therapy for patients with locally advanced recurrent nasopharyngeal carcinoma. *Eur Arch Otorhinolaryngol* 2017;274:1067-1078.
16. Kong F, Zhou J, Du C, et al. Long-term survival and late complications of intensity-modulated radiotherapy for recurrent nasopharyngeal carcinoma. *BMC Cancer* 2018;18:1139.
17. Chen YP, Liu X, Zhou Q, et al. Metronomic capecitabine as adjuvant therapy in locoregionally advanced nasopharyngeal carcinoma: A multicentre, open-label, parallel-group, randomised, controlled, phase 3 trial. *Lancet* 2021;398:303-313.

Recurrent, Unresectable, or Metastatic (incurable) Disease

First-line Therapy

Preferred Regimens

藥品名	劑量 mg/m ²	給藥日	頻率	週期	參考文獻
Cisplatin	20-30*	1-3	Q3W	Max 6	5
Gemcitabine	1000	1, 8	Q3W	Max 6	

*80 mg/m² in divided doses on 3 days

藥品名*	劑量 mg/m ²	給藥日	頻率	週期	參考文獻
Pembrolizumab	200 mg	1	Q3W	4-6	18
Cisplatin	80	1	Q3W	4-6	
Gemcitabine	1000	1, 8	Q3W	4-6	
Followed by					
Pembrolizumab	200 mg	1	Q3W		

藥品名*	劑量 mg/m ²	給藥日	頻率	週期	參考文獻
Nivolumab	240 mg	1	Q3W	4-6	19
Cisplatin	80	1	Q3W	4-6	
Gemcitabine	1000	1, 8	Q3W	4-6	
Followed by					
Nivolumab	240 mg	1	Q3W		

Other Recommended Regimens

Combination Therapy

藥品名	劑量 mg/m ²	給藥日	頻率	週期	參考文獻
Docetaxel	65	1	Q3W		1
Carboplatin	AUC 6	1	Q3W		

藥品名	劑量 mg/m ²	給藥日	頻率	週期	參考文獻
Paclitaxel	175	1	Q3W	Min 6	2
Cisplatin	75	1	Q3W	Min 6	

藥品名	劑量 mg/m ²	給藥日	頻率	週期	參考文獻
Carboplatin	AUC 6	1	Q3W	Min 6	2
Paclitaxel	175	1	Q3W	Min 6	

藥品名	劑量 mg/m ²	給藥日	頻率	週期	參考文獻
Cisplatin	100	1	Q3W	Min 6	2, 3
5-FU	1000*	1-4	Q3W	Min 6	

*Continuous infusion for 24 h

藥品名	劑量 mg/m ²	給藥日	頻率	週期	參考文獻
Cetuximab	400* → 250	1	QW	Max 8	4
Carboplatin	AUC 5	1	Q3W		

*1st dose 400 mg/m² then followed by 250 mg/m²

藥品名	劑量 mg/m ²	給藥日	頻率	週期	參考文獻
Gemcitabine	1000	1, 8	Q3W	Max 8	15
Carboplatin	AUC 5	1	Q3W		

Cisplatin/gemcitabine + PD-1 inhibitor

藥品名	劑量 mg/m ²	給藥日	頻率	週期	參考文獻
Pembrolizumab	200 mg	1	Q3W		16, 17
Cisplatin	80	1	Q3W	4-6	
Gemcitabine	1000	1, 8	Q3W	4-6	

藥品名	劑量 mg/m ²	給藥日	頻率	週期	參考文獻
Nivolumab	240 mg	1	Q3W		16, 17
Cisplatin	80	1	Q3W	4-6	
Gemcitabine	1000	1, 8	Q3W	4-6	

Single Agents

藥品名	劑量 mg/m ²	給藥日	頻率	週期	參考文獻
Cisplatin	100	1	Q3-4W	Min 4	6, 7

藥品名	劑量 mg/m ²	給藥日	頻率	週期	參考文獻
Carboplatin	AUC 6	1	Q3W		14

藥品名	劑量 mg/m ²	給藥日	頻率	週期	參考文獻
Paclitaxel	80	1	QW	6	8

藥品名	劑量 mg/m ²	給藥日	頻率	週期	參考文獻
Docetaxel	100	1	Q3W		9

藥品名	劑量 mg/m ²	給藥日	頻率	週期	參考文獻
5-FU	1000	1	Q3W		7

藥品名	劑量 mg/m ²	給藥日	頻率	週期	參考文獻
Methotrexate	40	1	QW		10, 11

藥品名	劑量 mg/m ²	給藥日	頻率	週期	參考文獻
Gemcitabine	1000	1, 8, 15	Q4W		12

藥品名	劑量 mg/m ²	給藥日	頻率	週期	參考文獻
Capecitabine	1250 PO BID	1-14	Q3W	Min 2	13

參考文獻

1. Samlowski WE, Moon J, Kuebler JP, et al. Evaluation of the combination of docetaxel/carboplatin in patients with metastatic or recurrent squamous cell carcinoma of the head and neck (SCCHN): a Southwest Oncology Group Phase II study. *Cancer Invest* 2007;25:182-188.
2. Gibson MK, Li Y, Murphy B, et al. Randomized phase III evaluation of cisplatin plus fluorouracil versus cisplatin plus paclitaxel in advanced head and neck cancer (E1395): An Intergroup Trial of the Eastern Cooperative Oncology Group. *J Clin Oncol* 2005;23:3562-3567.

3. Forastiere AA, Metch B, Schuller DE, et al. Randomized comparison of cisplatin plus fluorouracil and carboplatin plus fluorouracil versus methotrexate in advanced squamous cell carcinoma of the head and neck: A Southwest Oncology Group Study. *J Clin Oncol* 1992;10:1245-1251.
4. Chan AT, Hsu MM, Goh BC, et al. Multicenter, phase II study of cetuximab in combination with carboplatin in patients with recurrent or metastatic nasopharyngeal carcinoma. *J Clin Oncol* 2005;23:3568-3576.
5. Jin Y, Cai XY, Shi YX, et al. Comparison of five cisplatin-based regimens frequently used as the first-line protocols in metastatic nasopharyngeal carcinoma. *J Cancer Res Clin Oncol* 2012 Oct;138(10):1717-25.
6. Burthese B, Goldwasser MA, Flood W, et al. Phase III Randomized Trial of Cisplatin Plus Placebo Compared With Cisplatin Plus Cetuximab in Metastatic/Recurrent Head and Neck Cancer: An Eastern Cooperative Oncology Group Study. *J Clin Oncol* 2005;23:8646-8654.
7. Jacobs C, Lyman G, Velez-Garcia E, et al. A phase III randomized study comparing cisplatin and fluorouracil as single agents and in combination for advanced squamous cell carcinoma of the head and neck. *J Clin Oncol* 1992;10:257-263.
8. Grau JJ, Caballero M, Verger E, et al. Weekly paclitaxel for platin-resistant stage IV head and neck cancer patients. *Acta OtoLaryngol* 2009;129:1294-1299.
9. Catimell G, Verweij J, Mattijssen V, et al. Docetaxel (Taxotere): An active drug for the treatment of patients with advanced squamous cell carcinoma of the head and neck. *Ann Oncol* 1994;5:533-537.
10. Stewart JS, Cohen EE, Licitra L, et al. Phase III study of gefitinib compared with intravenous methotrexate for recurrent squamous cell carcinoma of the head and neck [corrected]. *J Clin Oncol* 2009;27:1864-1871
11. Forastiere AA, Metch B, Schuller DE, et al. Randomized comparison of cisplatin plus fluorouracil and carboplatin plus fluorouracil versus methotrexate in advanced squamous-cell carcinoma of the head and neck: a Southwest Oncology Group study. *J Clin Oncol*. 1992 Aug;10(8):1245-51.
12. Zhang L, Zhang Y, Huang PY, et al. Phase II clinical study of gemcitabine in the treatment of patients with advanced nasopharyngeal carcinoma after the failure of platinum-based chemotherapy. *Cancer Chemother Pharmacol*. 2008;61:33-8. Epub 2007 Mar 20.

13. Martinez-Trufero J, Isla D, Adansa JC, et al. Phase II study of capecitabine as palliative treatment for patients with recurrent and metastatic squamous head and neck cancer after previous platinum-based treatment. *Br J Cancer* 2010;102:1687-1691.
14. Al-Sarraf M, Metch B, Kish J, et al. Platinum analogs in recurrent and advanced head and neck cancer: a Southwest Oncology Group and Wayne State University Study. *Cancer Treat Rep* 1987;71:732-736.
15. Leong S-S, Wee J, Tay MH, et al. Paclitaxel, carboplatin, and gemcitabine in metastatic nasopharyngeal carcinoma: a Phase II trial using a triplet combination. *Cancer*. 2005;103(3):569-575.
16. Yang Y, Qu S, Li J, et al. Camrelizumab versus placebo in combination with gemcitabine and cisplatin as first-line treatment for recurrent or metastatic nasopharyngeal carcinoma (captain-1st): A multicentre, randomised, double-blind, phase 3 trial. *Lancet Oncol* 2021;22:1162-1174.
17. Mai H-Q, Chen Q-Y, Chen D, et al. Toripalimab or placebo plus chemotherapy as first-line treatment in advanced nasopharyngeal carcinoma: A multicenter randomized phase 3 trial. *Nat Med* 2021;27:1536-1543.
18. Yang Y, Qu S, Li J, et al. Camrelizumab versus placebo in combination with gemcitabine and cisplatin as first-line treatment for recurrent or metastatic nasopharyngeal carcinoma (captain-1st): A multicentre, randomised, double-blind, phase 3 trial. *Lancet Oncol* 2021;22:1162-1174.
19. Mai H-Q, Chen Q-Y, Chen D, et al. Toripalimab or placebo plus chemotherapy as first-line treatment in advanced nasopharyngeal carcinoma: A multicenter randomized phase 3 trial. *Nat Med* 2021;27:1536-1543.

《頭頸癌放射治療共識》

口腔癌

一、治療範圍

1. 口腔腫瘤或腫瘤原發部位
2. 頸部淋巴轉移病灶
3. 頸部高風險淋巴轉移範圍

二、治療劑量 / 次數

1. 總劑量：高劑量區 66~76Gy；中低劑量區 45~66Gy
2. 分次劑量：高劑量區 1.8~2.2Gy；中低劑量區 1.6~2.0Gy

三、治療方式：

使用強度調控放射治療技術，包含弧形及螺旋放射規劃，可考慮搭配影像導引治療，治療選擇可使用同步照射高與低危險部位的方式或先給予整個照射部位部份劑量照射後，再針對高危險部位加強劑量。

四、參考文獻：

1. NCCN clinical practice guidelines in oncology-Head and Neck cancers. version 2, 2024.
2. Adelstein DJ, et al. An intergroup phase III comparison of standard radiation therapy and two schedules of concurrent chemoradiotherapy in patients with unresectable squamous cell head and neck cancer. J Clin Oncol 2003; 21: 92-8
3. Cooper JS, et al. Postoperative concurrent radiation therapy and chemotherapy in high-risk SCCA of the head and neck: The RTOG 9501/Intergroup phase III trial. NEJM 2004; 350(19): 1937-44
4. Bernier J, et al. Postoperative irradiation with or without concomitant chemotherapy for locally advanced head and neck cancer. NEJM 2004; 350(19): 1945-52

鼻咽癌

一、治療範圍

1. 鼻咽腫瘤
2. 頸部淋巴轉移病灶
3. 頸部高風險淋巴轉移範圍

二、治療劑量 / 次數

1. 總劑量：高劑量區 66~76Gy；中低劑量區 45~66Gy
2. 分次劑量：高劑量區 1.8~2.2Gy；中低劑量區 1.6~2.0Gy

三、治療方式：

使用強度調控放射治療技術，包含弧形及螺旋放射規劃，可考慮搭配影像導引治療，治療選擇可使用同步照射高與低危險部位的方式或先給予整個照射部位部份劑量照射後，再針對高危險部位加強劑量。

四、參考文獻：

1. NCCN clinical practice guidelines in oncology-Head and Neck cancers. version 2, 2024.
2. Gregoire V, et al. CT-based delineation of lymph node levels and related CTVs in the node-negative neck: DAHANCA, EORTC, GORTEC, NCIC, RTOG consensus guidelines. Radiother Oncol 2003; 69: 227-36
3. Wolden SL, et al. Intensity-modulated radiation therapy (IMRT) for nasopharynx cancer: update of the Memorial Sloan-Kettering experience. Int J Radiat Oncol Biol Phys 2006; 64: 57-62.

口咽癌

一、治療範圍

1. 口咽腫瘤或腫瘤原發部位
2. 頸部淋巴轉移病灶
3. 頸部高風險淋巴轉移範圍

二、治療劑量 / 次數

1. 總劑量：高劑量區 66~76Gy；中低劑量區 45~66Gy
2. 分次劑量：高劑量區 1.8~2.2Gy；中低劑量區 1.6~2.0Gy

三、治療方式：

使用強度調控放射治療技術，包含弧形及螺旋放射規劃，可考慮搭配影像導引治療，治療選擇可使用同步照射高與低危險部位的方式或先給予整個照射部位部份劑量照射後，再針對高危險部位加強劑量

四、參考文獻：

1. NCCN clinical practice guidelines in oncology for head and neck cancers. version 2, 2024.
2. Bernier J, Cooper JS, Pajak TF. Defining risk levels in locally advanced head and neck cancers: A comparative analysis of concurrent postoperative radiation plus chemotherapy trials of the EORTC (#22931) and RTOG (# 9501) . Head & Neck.27 (10) : 843-50, 2005.
3. Cooper JS, Pajak TF, Forastiere AA, et al. Postoperative concurrent radiation therapy and chemotherapy in high-risk SCCA of the head and neck: The RTOG 9501/Intergroup phase III trial. NEJM. 350 (19) :1937-44, 2004.
4. Bernier J, Dommenege C, Ozsahin M, et al. Postoperative irradiation with or without concomitant chemotherapy for locally advanced head and neck cancer. NEJM. 350 (19) : 1945-52, 2004.
5. Soo KC, Tan EH, Wee J, et al. Surgery and adjuvant radiotherapy vs. concurrent chemoradiotherapy in stage III/IV metastatic squamous cell head and neck cancer: a randomized comparison. Br J Cancer. 93 (3) : 279-86, 2005.

6. Hitt R, Lopez-Pousa A, Martinez-Trufero J, et al. Phase III study comparing cisplatin plus fluorouracil to paclitaxel, cisplatin, and fluorouracil induction chemotherapy followed by chemoradiotherapy in locally advanced head and neck cancer. *J Clin Oncol.* 23: 8636-8645, 2005.
7. QUANTEC Bentzen SM, Constine LS, Deasy JO, et al. Quantitative Analyses of Normal Tissue Effects in the Clinic (QUANTEC): an introduction to the scientific issues. *International journal of radiation oncology, biology, physics* 2010; 76(3 Suppl): S3-9.

下咽癌

一、治療範圍

1. 下咽腫瘤或腫瘤原發部位
2. 頸部淋巴轉移病灶
3. 頸部高風險淋巴轉移範圍

二、治療劑量 / 次數

1. 總劑量：高劑量區 66~76Gy；中低劑量區 45~66Gy
2. 分次劑量：高劑量區 1.8~2.2Gy；中低劑量區 1.6~2.0Gy

三、治療方式：

使用強度調控放射治療技術，包含弧形及螺旋放射規劃，可考慮搭配影像導引治療，治療選擇可使用同步照射高與低危險部位的方式或先給予整個照射部位部份劑量照射後，再針對高危險部位加強劑量

四、參考文獻：

1. NCCN clinical practice guidelines in oncology for head and neck cancers. version 2, 2024.
2. A phase III study of postoperative radiation therapy (IMRT) +/- Cetuximab for locally-advanced resected head and neck cancer. Radiation Therapy Oncology Group, Protocol 0920.
3. Cooper JS, Pajak TF, Forastiere AA, et al. Postoperative concurrent radiation therapy and chemotherapy in high-risk SCCA of the head and neck: The RTOG 9501/Intergroup phase III trial. NEJM. 350 (19):1937-44, 2004.
4. Bernier J, Dommenege C, Ozsahin M, et al. Postoperative irradiation with or without concomitant chemotherapy for locally advanced head and neck cancer. NEJM. 350 (19): 1945-52, 2004.
5. Adelstein DJ, Li Y, Adams GL, et al. An intergroup phase III comparison of standard radiation therapy and two schedules of concurrent chemoradiotherapy in patients with unresectable squamous cell head and neck cancer. J Clin Oncol. 21: 92-8, 2003.

6. Bentzen SM, Constine LS, Deasy JO, et al. Quantitative Analyses of Normal Tissue Effects in the Clinic (QUANTEC): an introduction to the scientific issues. International journal of radiation oncology, biology, physics 2010; 76(3 Suppl): S3-9.
7. Thomson DJ, Palma D, Guckenberger M, et al. Practice Recommendations for Risk-Adapted Head and Neck Cancer Radiation Therapy During the COVID-19 Pandemic: An ASTRO-ESTRO Consensus Statement. Int J Radiat Oncol Biol Phys. 107(4):618-627, 2020.